

SAFETY SOLUTIONS PRODUCT GUIDE 2025



ECCO®

LED
autolamps

WITH ECCO ON THE JOB, THE WORK GETS DONE

For 53 years, ECCO Safety Group (ESG) has designed and manufactured some of the world's most effective and innovative warning equipment for commercial and public safety vehicles. ESG provides superior protection and enhanced safety on the job site and on the road.

ESG's brands, ECCO, Code 3 and LED Autolamps serve thousands of OEM, private label, fleet and aftermarket customers in a wide range of industries. ESG serves its customers globally with facilities in the Americas, Europe, Asia and Australia along with a portfolio of the most respected brands in the industry. At our core, we are committed to protecting people while supporting our customers from order to install and beyond.

PEOPLE AND PRODUCTS THAT PERFORM TO A HIGHER STANDARD. OURS.

SECURITY

Feel secure in our expertise our performance in real-world conditions is second-to-none and not only makes people feel more secure, it saves lives every day

PERFORMANCE

From installation to operation, our products are engineered to perform. That means they're easy to understand, straightforward to operate, and convenient to maintain.

TRUST

We deliver confidence in every aspect - from build quality that inspires trust to building a reputation of professional service and warranties that are second to none.

A POWER HOUSE OF BRANDS

Brands of ECCO SAFETY GROUP® Australia Pty. Ltd.

Distributed Brands of ECCO SAFETY GROUP® Australia Pty. Ltd.

CONNECT WITH US



SAFETY SOLUTIONS

ECCO CARE
DEFINITIONS OF CERTIFICATIONS & STANDARDS
THE INFORMATION (INFO) SERIES

COMMERCIAL LIGHTING 10

Markers	12
Reflectors	30
Licence	32
Rear Signal	36
Bus Signal	86
Indicators	88
Driving/Head Lamps	94
LED Globes	98

VEHICLE CABLE SYSTEMS 100

Canbus/Resistors	102
Small Trailer	104
Patch Systems	106
Harness Systems	108

AREA LIGHTING 110

Work/Flood	112
Search/Spot	124
Material Handling	126
Torches	130
Interior	136
Exterior	142

HAZARD/WARNING/EMERGENCY 148

Directionals	150
Beacons	166
Minibars	188
Lightbars	194
Minebars	196

REVERSING SAFETY 198

Alarms	200
Camera Systems	206

MIRRORS 212

Mirror Heads	214
Mirrors & Brackets	222

MERCHANDISING SOLUTIONS 228

PART NUMBER INDEX 230

DISCLAIMER

ECCO Safety Group (ESG) have made every effort to ensure that the information contained in this catalogue is correct and accurate; current information should be checked at the time of placing an order and before any manufacturing/installation is to be commenced. Measurements provided are accurate at the time of publication; we advise measurements should be confirmed before final decisions/installations are made. ECCO Safety Group (ESG) reserves the right to improve, modify, make dimensional design and technical changes or discontinue or update designs without prior notice; although we will take all measures to inform our customers if and when possible of any changes made.

ECCO Safety Group (ESG) will not accept liability of any kind due to misuse or abuse of any products not used as intended. Date of Publishing July 2025

STENZNOO

THE ECCO CARE PROMISE

ECCO is known worldwide as the premier commercial warning and safety product manufacturer. Our reputation for excellence is rooted in an unwavering commitment to protecting your most important asset—your people. Helping them do their jobs safely and efficiently drives us to exceed the most rigorous engineering and service standards.

Each day, and with all brands, we hold ourselves accountable to the ECCO Care Promise—excellent customer service, superior products, the industry's fastest lead times, customisation and a no-hassle warranty.



WORLD-CLASS CUSTOMER SERVICE

Respect and relationships are at the root of everything we do at ECCO. Count on us for exceptional support and flexibility from the product selection process through the life of your safety equipment.

QUALITY PRODUCTS

ECCO products are engineered to perform in rugged, real-world conditions. Industries across the globe know they can rely on us to help keep workers safe and they value the ease of installation, operation, and maintenance.

SHORT LEAD TIMES

Ready to get to work? So are we. Order what you need today and mount it tomorrow. Eliminate backorders and cut down wait time on custom builds. Your safety and productivity are our priority.

EASY CUSTOMISATION

One size rarely fits all, especially when lives are on the line. That's why we deliver customizable safety solutions, from configurable lightbars to accessories that fit your specific vehicle.

NO-HASSLE WARRANTIES

We strive to provide you with the best products and services. However, we understand that there may be instances when you need to cancel an order or seek a refund. Please read our Refund and Cancellation Policy on our website www.eccoesg.com.au or www.ledautolamps.com for more information.

OUR WARRANTY PROMISE ENSURES that our products and our people perform to a higher standard—so that you can, too. Look to ECCO for reliability when you need it most. View our online catalog at www.eccoesg.com.au

WARRANTY GUIDE



Scan for
Warranty
policy



CATEGORY	WARRANTY
ECCO Branded	5 Year
Camera Systems	2 Years
Light Duty Driver Based Alarms	2 Years
Interior/Exterior	3 Years
Parts/Accessories	1 Year
Halogen/Strobe Beacons	1 Year
Minibars	1 Year
Non-permanent mount products	1 Year
Globes	6 Months

This is a guide, please refer to specific product for accurate warranty details period.



















Scan for
Warranty
policy



CATEGORY	WARRANTY
Gen II 100/150/275 Lamps	Lifetime (20 Years)
Bulletproof Range	10 Years
LED Globe Products	10 Years
Maxilamp Range	7 Years
Signal Lighting	5 Years
Sealed Beam/Headlights	5 Years
Interior/Exterior/Beacons	3 Years
Rechargeable Lamps	2 Years
Headlight Kits/ TIR Driving Lights	2 Years
Reading/Courtesy Lamps	1 Year
Reading Lamps	1 Year

This is a guide, please refer to specific product for accurate warranty details period.

DEFINITIONS OF CERTIFICATIONS AND STANDARDS

Standard	ICON	Description
AMECA		Indicates third-party, independent verification of SAE compliance by the Automotive Manufacturers Equipment Compliance Agency.
CE		Indicates compliance with general, mandatory European product safety regulations (electromagnetic compatibility).
FCC		Indicates compliance with the types and levels of radio interference that products can produce or accept without requiring a license. Operation is subject to the condition that the device does not cause harmful interference.
IP		Indicates level of environmental protection provided by a product enclosure as defined by the European Committee for Electrotechnical Standardization. Ingress Protection (IP) ratings are stated as two numbers. The first number relates to protection from solid materials (1-6), and the second number to protection from liquids (1-9). The higher the number, the greater the protection.
R10		Indicates compliance with mandatory European product safety regulations specifically related to electrical products for on-road vehicles (electromagnetic compatibility) for Europe and other countries that use UNECE Requirements.
R65		Indicates compliance with mandatory European product safety regulations specifically related to vehicle warning lights for Europe and other countries that use UNECE Requirements.
ECE R148		ECE-compliant guarantees light signaling devices(Lamps) are compliant in the European Union and non-European countries that have adopted ECE Regulations for visibility, durability, and reliability. ECE has specific standards that a particular function must meet to comply.
ADR 13/00		Australian Design Rules - The Third Edition Australian Design Rules are national vehicle standards for vehicle safety, anti-theft and emissions. These standards apply to new or second hand vehicles manufactured or imported into Australia.
RCM		Formerly C-Tick. Indicates that a product complies to the Electromagnetic Compatibility (EMC) requirements established by the Australian Communications and Media Authority (ACMA).
RoHS		Originated in the European Union in 2002 and restricts the use of six hazardous materials found in electrical and electronic products.
SAE J845 & J595 (I, II & III)		These ratings verify compliance with SAE warning light standards. Class III lights produce about 40% of the brightness of Class II, which in turn is roughly 2.5 times brighter than Class III. Class I lights are the most intense, offering at least four times the brightness of Class II—ideal for demanding outdoor applications, while Class III is typically used indoors.
SAE (Type A, B, C, D, E & F)		Indicates compliance with the relevant section of the Society of Automotive Engineers' general requirements for back-up alarms and other audible warning devices. Specific type indicates the dB(A) of the alarm.
UL / 		Indicates compliance with a relevant electrical product safety standard as defined by Underwriters Laboratories (UL). UL recognized products are suitable for use on electrically powered vehicles covered by a UL standard (e.g. forklifts).
CISPR-25		An English standard set in 1934 by the International Special Committee on Radio Interference relating to vehicles, boats and internal combustion engines. CISPR25 is deemed more stringent and tests to a much broader range than ECER10 for protecting on-board devices.
IK		Impact Protection (IK) refers to degrees of protection provided by enclosures for electrical equipment against external mechanical impacts or shocks in joules. The IK rating consists of two digits (00 to 10)



WATER & DUST PROOF

IP - INGRESS PROTECTION STANDARDS



WHAT DOES IT MEAN?

The IP Code (or International Protection Rating, sometimes also interpreted as Ingress Protection Rating) consists of the letter IP followed by two digits and an optional letter. International standard IEC 60529 classifies the degrees of protection against the intrusion of solid objects, dust, accidental contact, and water in electrical enclosures. The digits (characteristic numerals) indicate conformity with the conditions in the tables below.



Solids		Liquids	
Rating		Rating	
X	No data available	0	No Protection
0	No Protection	1	Protected from vertical falling water drops
1	Protection against solid objects of 50mm diameter and greater	2	Protects against vertically falling water drops when the enclosure is tilted up to 15 degrees
2	Protection against solid objects of 12.5mm diameter and greater	3	Protects against spraying water 60 degrees from vertical
3	Protection against solid objects of 2.5mm diameter and greater	4	Protects against splashing water from any direction
4	Protection against solid objects of 1mm diameter and greater	5	Protects against water jets from any angle
5	Dust protected (No Ingress that will cause harm)	6	Protects against powerful water jets from any angle with (No ingress to cause harm)
6	Dust Ingress Protected	7	Ingress protection from temporary submersion up to 1 metre for 30 minutes
IP 65 Solids 6 Liquids 5		8	Ingress protection from 1 Metre submersion for longer periods up to manufacturers specifications
		9k	Ingress protection against close range high pressure and high Temperature (80°C) spray.



CE-ACMA-ECER10-CISPR25

ELECTRICAL MAGNETIC CERTIFICATION FOR INTERFERENCE



WHAT IS IT?

Electromagnetic interference, or EMI, is a disturbance generated by an external source that can degrade the performance of or cause harm to other electrical systems. Devices must comply with specific standards to ensure that EMI is minimised.

RCM

CE

R10

CISPR
25

TYPES OF COMPLIANCE

CE - A mandatory European product marking and certification system indicating compliance and conformity to Electromagnetic Certification or EMC standards.

ACMA - A self-certification system implemented in Australia in place of the CE directive. It categorises the product and its possible effect with EMI.

ECER10 - A mandatory European EMC regulation directly related to on-road vehicles. It is more stringent than CE and can be used to self-certify in the ACMA system.

CISPR-25 Is an English standard set in 1934 by the International Special Committee on Radio Interference relating to vehicles, boats and internal combustion engines. CISPR25 is deemed more stringent and tests to a much broader range than ECER10 for protecting on-board devices.



WHY IS EMC COMPLIANCE IMPORTANT?

Government authorities and manufacturers stipulate specific requirements to meet the EMC standards, ensuring electrical products have minimal interference and avoiding EMI compatibility issues.



BACK-UP ALARMS

WORK TRUCK AND COMMERCIAL VEHICLES



WHAT IS IT?



Back-up alarms, fitted to the vehicle's rear, warn anyone in a vehicle's path that it is moving backwards or manoeuvring, especially when it may be in the driver's blind spot.

WHY?



Rear Blind spots create a significant danger to vulnerable road users, including pedestrians and objects in the path of a vehicle. Back-up alarms offer an audible warning to alert and reduce injuries and minimise property loss.

HOW & WHAT DOES ECCO OFFER?

First, you can choose between a tonal alarm and a multi-frequency alarm. Second, choose an alarm with the appropriate sound level measured in decibels (dB). If you know the ambient noise level and it is constant, you can settle on a fixed (dB). OSHA (Occupational Safety and Health Administration) requires the reverse alarm to be audible above the surrounding noise level.

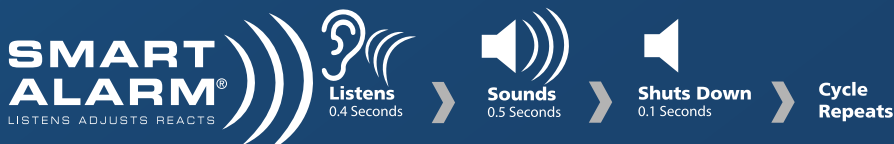
Tonal (Beep) The beep-beep sound is a familiar signal understood as a danger signal. It is more piercing, less directional, and less likely to be masked by ambient noise. It can also lead to noise complaints.

BEEP
TONAL

Multi-frequency (Shhhh) Shhh-shhh is a warning signal and is perceived to be more directional and will dissipate quickly outside the danger zone. This can avoid noise complaints.

SHHH
MULTI-FREQUENCY

ECCO pioneered the Smart Alarm®, available in tonal or multi-frequency. Smart Alarms monitor ambient noise automatically and adjust their output to 5dB above that, satisfying OSHA's requirements.



Perfect for worksites with inconsistent noise or varying noise levels.



ADR - ECE - DOT

VEHICLE ROAD SAFETY STANDARDS



WHAT ARE STANDARDS AND WHY?

Standards are created based on your location. Most countries worldwide have adopted one set of standards or the other. To be street legal, vehicle and component manufacturers must meet and be marked with the regulations adopted by that country.

TYPES OF STANDARDS

AUSTRALIA/NEW ZEALAND

ADR (Australian Design Rules) - The Third Edition Australian Design Rules (ADRs) are national vehicle standards for vehicle safety, anti-theft and emissions. These standards apply to new vehicles manufactured in Australia and imported new or second-hand vehicles being provided to the Australian market.

ADR Harmonisation - The function of this Australian Design Rule is to facilitate the automatic acceptance of the latest version of United Nations Economic Commission for Europe (UNECE) regulations that have been adopted as alternative standards within the ADRs and have been 'applied' by Australia under the UNECE 1958 Agreement.

CTA (Component Type Approval) - This is a certification given after scrutiny of testing documents by the Road Vehicle Regulator (ROVER) under the Road Vehicle Standards Act 2018 (RVSA). Manufacturers wanting to use our lights in their vehicle build use this certification number to certify their build and approvals under the same act.

EUROPE/UK

ECE (UNECE) - Created by the United Nations Economic Commission for Europe. ECE-compliant guarantees your lights are compliant in the European Union and non-European countries that have adopted ECE Regulations for visibility, durability, and reliability. ECE has specific standards that a particular function must meet to comply.

USA/CANADA

SAE - Society of Automotive Engineers is a standards development organization for engineering powered vehicles of all kinds, including cars, trucks, boats, aircraft, and others from the U.S. & Canada.

DOT - Created by the United States Department of Transportation for use in the U.S. & Canada. Meeting DOT lighting standards guarantees your lights are federally compliant in the United States for visibility, durability, and reliability to secure the safety of others.

COMMERCIAL LIGHTING

LIGHTING THE WAY

Discover our comprehensive range of commercial lighting solutions, designed to meet all your vehicle and trailer needs with fit-for-purpose products and excellent warranties.

Our marker lamps are compliant with side, front, and rear options, ensuring visibility and safety. Choose from premium road-approved reflectors in rectangle or circular designs, with adhesive or screw mounting options. Our license plate lamps are road-approved with IP67 protection, available in cost-effective to premium options.

We offer over 60 series types of road-approved rear signal lamps, tested for vehicles and trailers. Our Australian-engineered bus lights are compliant, safe, and reliable with proven technology. For indicators, we provide road-approved front/position/side indicators with front bullbar mount, GVM upgrade, Category 5 or 6 compliance, and DRL compatibility.

Our high-powered headlamps and driving lamps come with sealed beam, retro fit, and bullbar mount for optimal performance. Lastly, our LED globes are 3x brighter than halogen, CANbus compatible, reverse polarity protected, and available in festoon, wedge, and bayonet designs.

Our products are designed to provide superior performance, safety, and reliability for all your commercial lighting needs.

Pages

12-29



MARKERS

Marker lamps for vehicles and trailers, compliant with side, front, and rear options

Pages

30-31



REFLECTORS

Premium road-approved reflectors: rectangle, or circular designs with adhesive or screw mounting options

Pages

32-35



LICENCE

Road-approved license plate lamps: IP67 protection, cost effective to premium options available

Pages

36-85



REAR SIGNAL

Road-approved rear signal lamps: over 60 series types tested for vehicles and trailers

Pages

86-87



BUS SIGNAL

Australian-engineered bus lights: compliant, safe, and reliable with proven technology.

Pages

88-93



INDICATORS

Road-approved front/position/side indicators: front bullbar mount, GVM upgrade, Category 5 or 6 compliance and DRL compatibility.

Pages

94-97



DRIVING/ HEAD LAMPS

High-powered headlamps and driving lamps: sealed beam, retro fit, bullbar mount for optimal performance

Pages

98-99



LED GLOBES

3x brighter than halogen, CANbus compatible, reverse polarity protected, available in festoon, wedge, bayonet



AUSTRALIAN FIRST

97 SERIES DUAL FUNCTION MARKER/INDICATOR LAMPS

THIS SIDE MARKER BECOMES A SIDE DIRECTION INDICATOR



Side Marker
Active

The standard function is an
amber/red side marker

The override function is the
side direction indicator

When the indicator is active,
the marker is disabled.



Indicator
Active

The 97 Series – your ultimate solution for a complete trailer fit-out! This series ensures your trailer is fully equipped and road-ready and available in Amber/Red, Amber Side Marker, Front End, and Rear End with Indicator Supplemental Options. Plus, it's compatible with our heavy-duty plug-in harness system for seamless integration and enhanced durability. Upgrade your trailer with the 97 Series today.



Click or Scan
for 97 Series



Click or Scan
for Harness



16 Series - 12V

SUPER SLIM AND COMPACT

Compact and efficient, this 12V side marker lamp is perfect for tight spaces. With easy screw mount installation, it ensures road safety compliance and provides reliable lighting for automotive applications.



58 x 16 x 13mm | 12V



CLICK OR SCAN
FOR MORE INFO
& ACCESSORIES



PART NUMBER	PACKAGING	QTY	FUNCTION	LENS COLOUR	LED COLOUR	CABLE (mm)	APPR.	CTA NUM.
16A12-2	BLISTER	2	SIDE MARKER	AMBER	AMBER	200	ECE	060174
16R12-2	BLISTER	2	END OUTLINE	RED	RED	200	ECE	060172
16W12-2	BLISTER	2	END OUTLINE	CLEAR	WHITE	200	ECE	060173
16B12-2	BLISTER	2	COURTESY	BLUE	BLUE	200		
16G12-2	BLISTER	2	COURTESY	GREEN	GREEN	200		



16 Series - 24V

SUPER SLIM AND COMPACT

Sleek and reliable, this 24V side marker lamp offers simple screw mount installation and meets all road safety standards, making it the ideal solution for automotive lighting.



58 x 16 x 13mm | 24V



CLICK OR SCAN
FOR MORE INFO
& ACCESSORIES



PART NUMBER	PACKAGING	QTY	FUNCTION	LENS COLOUR	LED COLOUR	CABLE (mm)	APPR.	CTA NUM.
16R24-2	BLISTER	2	END OUTLINE	RED	RED	200	ECE	060172
16W24-2	BLISTER	2	END OUTLINE	CLEAR	WHITE	200	ECE	060173



181 Series

RECESSED MINI MARKERS

With a super low-profile design, these mini recessed markers provide discreet yet powerful lighting. ECE approved, they deliver top-tier compliance and performance for any vehicle.



CLICK OR SCAN
FOR MORE INFO
& ACCESSORIES



28 x 28 x 25mm | 12-24V

PART NUMBER	PACKAGING	QTY	FUNCTION	LENS COLOUR	LED COLOUR	CABLE (mm)	APPR.	CTA NUM.
181AME	BLISTER	1	SIDE MARKER	AMBER	AMBER	200	ECE	060271
181RME	BLISTER	1	END OUTLINE	RED	RED	200	ECE	060272
181WME	BLISTER	1	END OUTLINE	CLEAR	WHITE	200	ECE	060286



35 Series

18 YEARS IN PRODUCTION

Offering premium performance, these side and end markers feature a low-profile design and replaceable clip-in lens. ADR approved, they combine modern design with road-ready durability.



CLICK OR SCAN
FOR MORE INFO
& ACCESSORIES



58 x 35 x 21mm | 12-24V

PART NUMBER	PACKAGING	QTY	FUNCTION	LENS COLOUR	LED COLOUR	CABLE (mm)	APPR.	CTA NUM.
35AM	BLISTER	1	SIDE MARKER/INDICATOR	AMBER	AMBER	400	ADR	060077
35AMB	POLYBAG	1	SIDE MARKER/INDICATOR	AMBER	AMBER	400	ADR	060077
35ARM	BLISTER	1	SIDE MARKER	CLEAR	AMBER/RED	400	ADR	034099
35ARMB	POLYBAG	1	SIDE MARKER	CLEAR	AMBER/RED	400	ADR	034099
35RM	BLISTER	1	END OUTLINE	RED	RED	400	ADR	060077
35RMB	POLYBAG	1	END OUTLINE	RED	RED	400	ADR	060077
35WM	BLISTER	1	END OUTLINE	CLEAR	WHITE	400	ADR	060076
35WM2	POLYBAG	1	END OUTLINE	CLEAR	WHITE	2000	ADR	060076
35WMB	POLYBAG	1	END OUTLINE	CLEAR	WHITE	400	ADR	060076



35 Series - CHROME

LOW PROFILE CHROME BRACKET

A sleek chrome finish and replaceable clip-in lens make these side and end markers a stylish and durable choice for vehicle lighting. ADR approved for reliability and long-lasting performance.



CLICK OR SCAN
FOR MORE INFO
& ACCESSORIES



58 x 35 x 21mm | 12-24V

PART NUMBER	PACKAGING	QTY	FUNCTION	LENS COLOUR	LED COLOUR	CABLE (mm)	APPR.	CTA NUM.
35CAM	BLISTER	1	SIDE MARKER/INDICATOR	AMBER	AMBER	400	ADR	060078
35CARM	BLISTER	1	SIDE MARKER	CLEAR	AMBER/RED	400	ADR	034099
35CWM	BLISTER	1	END OUTLINE	CLEAR	WHITE	400	ADR	060076



35 Series - CLEAR CHROME

BRIGHT CHROME PCB

Premium side and end markers with a low-profile design and replaceable clip-in lens. ADR approved, these markers offer durability and sleek aesthetics for vehicle lighting.



CLICK OR SCAN
FOR MORE INFO
& ACCESSORIES



58 x 35 x 21mm | 12-24V

PART NUMBER	PACKAGING	QTY	FUNCTION	LENS COLOUR	LED COLOUR	CABLE (mm)	APPR.	CTA NUM.
35CCAM	BLISTER	1	SIDE MARKER/INDICATOR	CLEAR	AMBER	400	ADR	060078
35CCARM	BLISTER	1	SIDE MARKER	CLEAR	AMBER/RED	400	ADR	034099
35CCRM	BLISTER	1	END OUTLINE	CLEAR	RED	400	ADR	060077
35CCWM	BLISTER	1	END OUTLINE	CLEAR	WHITE	400	ADR	060076



37 Series

EASY-FIT 3M TAPE MOUNTING

With easy, tool-free installation using a serrated plug and 3M tape, these side and end markers are road approved and compatible with harness systems, making them a versatile solution for vehicle lighting.



70 x 35 x 20mm | 12-24V



CLICK OR SCAN
FOR MORE INFO
& ACCESSORIES



PART NUMBER	PACKAGING	QTY	FUNCTION	LENS COLOUR	LED COLOUR	CABLE (mm)	APPR.	CTA NUM.
37AM	BLISTER	1	SIDE MARKER/INDICATOR	AMBER	AMBER	400	ECE	060041
37ARM	BLISTER	1	SIDE MARKER	AMBER/RED	AMBER/RED	400	ADR	047219
37RM	BLISTER	1	END OUTLINE	RED	RED	400	ECE	060040
37WM	BLISTER	1	END OUTLINE	CLEAR	WHITE	400	ECE	060039



42 Series

CLASSIC TRUCK STYLE

Classic truck style with a clear lens and black bracket, these side and end markers offer both durability and functionality. Designed for long-lasting performance, they provide reliable lighting for vehicles.



74 x 38 x 35mm | 12-24V



CLICK OR SCAN
FOR MORE INFO
& ACCESSORIES



PART NUMBER	PACKAGING	QTY	FUNCTION	LENS COLOUR	LED COLOUR	CABLE (mm)	APPR.	CTA NUM.
42AM	BLISTER	1	SIDE MARKER/INDICATOR	CLEAR	AMBER	160	ADR	042836
42AMB	BOX	10	SIDE MARKER/INDICATOR	CLEAR	AMBER	160	ADR	042836
42ARM	BLISTER	1	SIDE MARKER	CLEAR	AMBER/RED	160	ADR	042837
42ARMB	BOX	10	SIDE MARKER	CLEAR	AMBER/RED	160	ADR	061306
42RM	BLISTER	1	END OUTLINE	CLEAR	RED	160	ADR	042839
42RMB	BOX	10	END OUTLINE	CLEAR	RED	160	ADR	042839
42WM	BLISTER	1	END OUTLINE	CLEAR	WHITE	160	ADR	042840
42WMB	BOX	10	END OUTLINE	CLEAR	WHITE	160	ADR	042840



42 Series - CHROME

TRUCK STYLE CHROME BRACKET

Sleek chrome brackets and a clear lens design make these side and end outline markers both stylish and durable. Built to last, they combine modern aesthetics with road-ready functionality.



74 x 38 x 35mm | 12-24V



CLICK OR SCAN
FOR MORE INFO
& ACCESSORIES



PART NUMBER	PACKAGING	QTY	FUNCTION	LENS COLOUR	LED COLOUR	CABLE (mm)	APPR.	CTA NUM.
42CARMB	BOX	10	SIDE MARKER	<input type="checkbox"/> CLEAR	<input checked="" type="checkbox"/> AMBER/RED	160	ADR	042837



42 Series - WHITE

TRUCK STYLE WHITE BRACKET

Featuring a clear lens and white bracket, these side and end markers are built to last. Combining classic design with road-ready durability, they provide reliable lighting for any vehicle.



74 x 38 x 35mm | 12-24V



CLICK OR SCAN
FOR MORE INFO
& ACCESSORIES



PART NUMBER	PACKAGING	QTY	FUNCTION	LENS COLOUR	LED COLOUR	CABLE (mm)	APPR.	CTA NUM.
42WARMB	BOX	10	SIDE MARKER	<input type="checkbox"/> CLEAR	<input checked="" type="checkbox"/> AMBER/RED	160	ADR	042837
42WRMB	BOX	10	END OUTLINE	<input type="checkbox"/> CLEAR	<input checked="" type="checkbox"/> RED	160	ADR	042839
42WWMB	BOX	10	END OUTLINE	<input type="checkbox"/> CLEAR	<input type="checkbox"/> WHITE	160	ADR	042840



5025 Series

COMPACT 3M TAPE MOUNT

This non-fastener fitting design ensures quick, easy installation with a compact, low-profile build. ADR approved for road compliance, it's the ideal choice for efficient and reliable automotive lighting.



CLICK OR SCAN
FOR MORE INFO
& ACCESSORIES



50 x 25 x 21mm | 12-24V

PART NUMBER	PACKAGING	QTY	FUNCTION	LENS COLOUR	LED COLOUR	CABLE (mm)	APPR.	CTA NUM.
5025AM2	BLISTER	2	SIDE MARKER/INDICATOR	AMBER	AMBER	200	ADR	060133
5025AMB	POLYBAG	1	SIDE MARKER/INDICATOR	AMBER	AMBER	200	ADR	060133
5025ARM2	BLISTER	2	SIDE MARKER	AMBER/RED	AMBER/RED	200	ADR	047212
5025ARMB	POLYBAG	1	SIDE MARKER	AMBER/RED	AMBER/RED	200	ADR	047212
5025RM2	BLISTER	2	END OUTLINE	RED	RED	200	ADR	047202
5025WM2	BLISTER	2	END OUTLINE	CLEAR	WHITE	200	ADR	047203
5025WMB	POLYBAG	1	END OUTLINE	CLEAR	WHITE	200	ADR	047203



58 Series

CLASSIC VALUE FOR MONEY

Featuring a cost-effective lens design and low-profile build, these side and end markers offer a reliable, road-approved lighting solution. Clip-in replaceable lenses make maintenance quick and easy.



CLICK OR SCAN
FOR MORE INFO
& ACCESSORIES



58 x 35 x 21mm | 12-24V

PART NUMBER	PACKAGING	QTY	FUNCTION	LENS COLOUR	LED COLOUR	CABLE (mm)	APPR.	CTA NUM.
58AM	BLISTER	1	SIDE MARKER/INDICATOR	AMBER	AMBER	400	ADR	060030
58AM3	POLYBAG	1	SIDE MARKER/INDICATOR	AMBER	AMBER	3000	ADR	060030
58AMB	BOX	10	SIDE MARKER/INDICATOR	AMBER	AMBER	400	ADR	060030
58ARM	BLISTER	1	SIDE MARKER	AMBER/RED	AMBER/RED	400	ADR	036841
58ARM3	POLYBAG	1	SIDE MARKER	AMBER/RED	AMBER/RED	3000	ADR	036841
58ARMB	BOX	10	SIDE MARKER	AMBER/RED	AMBER/RED	400	ADR	036841
58RGMB	BOX	10	PANEL LIGHT	RED/GREEN	RED/GREEN	450		
58RM	BLISTER	1	END OUTLINE	RED	RED	400	ADR	060029
58RM3	POLYBAG	1	END OUTLINE	RED	RED	3000	ADR	060029
58RMB	BOX	10	END OUTLINE	RED	RED	400	ADR	060029
58WM	BLISTER	1	END OUTLINE	CLEAR	WHITE	400	ADR	060028
58WM3	POLYBAG	1	END OUTLINE	CLEAR	WHITE	3000	ADR	060028
58WMB	BOX	10	END OUTLINE	CLEAR	WHITE	400	ADR	060028

* Certifications/approvals marked with an asterisk (*) apply to specific part numbers within the Series only.
Please refer to the product data sheet or contact us for clarification before purchase.



58 Series - CHROME

CHROME BRACKET VALUE

These Chrome side and end markers feature an economical lens design and low profile, providing a cost-effective, road-approved solution. Clip-in replaceable lenses ensure quick and easy maintenance.



CLICK OR SCAN
FOR MORE INFO
& ACCESSORIES



58 x 35 x 21mm | 12-24V

PART NUMBER	PACKAGING	QTY	FUNCTION	LENS COLOUR	LED COLOUR	CABLE (mm)	APPR.	CTA NUM.
58CAM	BLISTER	1	SIDE MARKER/INDICATOR	AMBER	AMBER	400	ADR	060030
58CAM3	POLYBAG	1	SIDE MARKER/INDICATOR	AMBER	AMBER	3000	ADR	060030
58CARM	BLISTER	1	SIDE MARKER	AMBER/RED	AMBER/RED	400	ADR	036841
58CARM3	POLYBAG	1	SIDE MARKER	AMBER/RED	AMBER/RED	3000	ADR	036841
58CARMB	BOX	10	SIDE MARKER	AMBER/RED	AMBER/RED	400	ADR	036841
58CRMB	BOX	10	END OUTLINE	RED	RED	400	ADR	060029
58CWM3	POLYBAG	1	END OUTLINE	CLEAR	WHITE	3000	ADR	060028



69 Series

MODERN RETROFIT DESIGN

Designed to replace globe-type lamps, the 69 Series side and end markers offer ADR/ECE approval for reliable, road-ready performance. Built for durability, they provide a long-lasting lighting solution for vehicles.



CLICK OR SCAN
FOR MORE INFO
& ACCESSORIES



120 x 64 x 22mm | 12-24V

PART NUMBER	PACKAGING	QTY	FUNCTION	LENS COLOUR	LED COLOUR	CABLE (mm)	APPR.	CTA NUM.
69AM	BLISTER	1	SIDE MARKER	AMBER	AMBER	300	ECE	060085
69ARM	BLISTER	1	SIDE MARKER	AMBER/RED	AMBER/RED	300	ADR	060022
69RM	BLISTER	1	END OUTLINE	RED	RED	300	ECE	060080
69WM	BLISTER	1	END OUTLINE	CLEAR	WHITE	300	ECE	060084



7922 Series

SLEEK RECESSED MOUNT MARKERS

With a recessed mount of just 3mm, the 7922 Series offers sleek, ultra-low-profile side and end markers. ECE road-approved, they provide a perfect blend of style, compliance, and durability.



79 x 22 x 18mm | 12-24V



CLICK OR SCAN
FOR MORE INFO
& ACCESSORIES



PART NUMBER	PACKAGING	QTY	FUNCTION	LENS COLOUR	LED COLOUR	CABLE (mm)	APPR.	CTA NUM.
7922AM2	BLISTER	2	SIDE MARKER	AMBER	AMBER	200	ECE	060101
7922RM2	BLISTER	2	END OUTLINE	RED	RED	200	ECE	060100
7922WM2	BLISTER	2	END OUTLINE	CLEAR	WHITE	200	ECE	060117



86 Series

LOW PROFILE STEEL HOUSING

Designed with a popular truck-style, the 86 Series side and end markers feature clear lenses with coloured LEDs. The brushed steel bezel and ADR approval provide a robust, stylish solution for reliable vehicle lighting.



86 x 31 x 10mm | 12-24V



CLICK OR SCAN
FOR MORE INFO
& ACCESSORIES



PART NUMBER	PACKAGING	QTY	FUNCTION	LENS COLOUR	LED COLOUR	CABLE (mm)	APPR.	CTA NUM.
86AM	BLISTER	1	SIDE MARKER	CLEAR	AMBER	150	ADR	061261
86AMB	POLYBAG	1	SIDE MARKER	CLEAR	AMBER	150	ADR	061261
86ARM	BLISTER	1	SIDE MARKER	CLEAR	AMBER/RED	150	ADR	048024
86ARMB	POLYBAG	1	SIDE MARKER	CLEAR	AMBER/RED	150	ADR	048024
86RM	BLISTER	1	END OUTLINE	CLEAR	RED	150	ADR	046821
86RMB	POLYBAG	1	END OUTLINE	CLEAR	RED	150	ADR	046821
86RWMB	POLYBAG	1	COURTESY	CLEAR	RED/WHITE	150		
86WM	BLISTER	1	END OUTLINE	CLEAR	WHITE	150	ADR	046897
86WMB	POLYBAG	1	END OUTLINE	CLEAR	WHITE	150	ADR	046897



86 Series - BLACK

LOW PROFILE BLACK STEEL

These side and end markers combine a truck-style design with clear lenses and coloured LEDs. With a black steel bezel and ADR approval, they deliver both durability and a sleek, stylish look for vehicle lighting.



86 x 31 x 10mm | 12-24V



CLICK OR SCAN
FOR MORE INFO
& ACCESSORIES



PART NUMBER	PACKAGING	QTY	FUNCTION	LENS COLOUR	LED COLOUR	CABLE (mm)	APPR.	CTA NUM.
86BAM	BLISTER	1	SIDE MARKER	CLEAR	AMBER	150	ADR	061261
86BAMB	POLYBAG	1	SIDE MARKER	CLEAR	AMBER	150	ADR	061261
86BARM	BLISTER	1	SIDE MARKER	CLEAR	AMBER/RED	150	ADR	048024
86BARMB	POLYBAG	1	SIDE MARKER	CLEAR	AMBER/RED	150	ADR	048024
86BRM	BLISTER	1	END OUTLINE	CLEAR	RED	150	ADR	046821
86BRMB	POLYBAG	1	END OUTLINE	CLEAR	RED	150	ADR	046821
86BWM	BLISTER	1	END OUTLINE	CLEAR	WHITE	150	ADR	046897
86BWMB	POLYBAG	1	END OUTLINE	CLEAR	WHITE	150	ADR	046897



86 Series - COLOURED LENS

LOW PROFILE COLOURED LENS

Featuring coloured lenses and matching LEDs, the 86 Series Coloured Lens markers offer a classic truck-style design. The brushed steel bezel and ADR approval ensure both style and robustness, making them a reliable choice for vehicle lighting.



86 x 31 x 10mm | 12-24V



CLICK OR SCAN
FOR MORE INFO
& ACCESSORIES



PART NUMBER	PACKAGING	QTY	FUNCTION	LENS COLOUR	LED COLOUR	CABLE (mm)	APPR.	CTA NUM.
86AAM	BLISTER	1	SIDE MARKER	AMBER	AMBER	150	ADR	048250
86AAMB	POLYBAG	1	SIDE MARKER	AMBER	AMBER	150	ADR	048250
86RRM	BLISTER	1	END OUTLINE	RED	RED	150	ADR	048251
86RRMB	POLYBAG	1	END OUTLINE	RED	RED	150	ADR	048251



97 Series

INNOVATIVE COMBINATION MARKER/CAT5 INDICATOR

With its innovative dual-function design, the 97 Series combines side direction indicators with marker lights for modern vehicles. This cutting-edge lamp provides a sleek, efficient solution, enhancing both visibility and safety on the road.



99 x 47 x 28mm | 12-24V



CLICK OR SCAN
FOR MORE INFO
& ACCESSORIES



PART NUMBER	PACKAGING	QTY	FUNCTION	LENS COLOUR	LED COLOUR	CABLE (mm)	APPR.	CTA NUM.
97AIM	BLISTER	1	SIDE MARKER/INDICATOR	CLEAR/AMBER	AMBER	400	ECE	060121
97AIMB	POLYBAG	1	SIDE MARKER/INDICATOR	CLEAR/AMBER	AMBER	400	ECE	060121
97ARIM	BLISTER	1	SIDE MARKER/INDICATOR	CLEAR/AMBER	AMBER/RED	400	ECE	060023
97ARIMB	POLYBAG	1	SIDE MARKER/INDICATOR	CLEAR/AMBER	AMBER/RED	400	ECE	060023
97RIM	BLISTER	1	END OUTLINE/INDICATOR	CLEAR/AMBER	AMBER/RED	400	ECE	060119
97RIMB	POLYBAG	1	END OUTLINE/INDICATOR	CLEAR/AMBER	AMBER/RED	400	ECE	060119
97WIMB	POLYBAG	1	END OUTLINE/INDICATOR	CLEAR/AMBER	AMBER/WHITE	400	ECE	060118



97 Series - CHROME

INNOVATIVE MARKER/CAT5 INDICATOR CHROME

Sleek and functional, this dual-function lamp combines side direction indicators with marker lighting, featuring Cat 5 technology for modern vehicles. The chrome finish adds style while ensuring enhanced visibility and durability, making it the ideal choice for high-performance lighting.



99 x 47 x 28mm | 12-24V



CLICK OR SCAN
FOR MORE INFO
& ACCESSORIES



PART NUMBER	PACKAGING	QTY	FUNCTION	LENS COLOUR	LED COLOUR	CABLE (mm)	APPR.	CTA NUM.
97CAIM	BLISTER	1	SIDE MARKER/INDICATOR	CLEAR	AMBER	400	ECE	060121
97CAIMB	POLYBAG	1	SIDE MARKER/INDICATOR	CLEAR	AMBER	400	ECE	060121
97CARIM	BLISTER	1	SIDE MARKER/INDICATOR	CLEAR	AMBER/RED	400	ECE	060023
97CARIMB	POLYBAG	1	SIDE MARKER/INDICATOR	CLEAR	AMBER/RED	400	ECE	060023
97CRIM	BLISTER	1	END OUTLINE/INDICATOR	CLEAR	AMBER/RED	400	ECE	060119
97CRIMB	POLYBAG	1	END OUTLINE/INDICATOR	CLEAR	AMBER/RED	400	ECE	060119
97CWIM	BLISTER	1	END OUTLINE/INDICATOR	CLEAR	AMBER/WHITE	400	ECE	060118
97CWIMB	POLYBAG	1	END OUTLINE/INDICATOR	CLEAR	AMBER/WHITE	400	ECE	060118



1004 Series

DURABLE RUBBER HOUSING SIDE MARKER

This versatile side marker lamp offers reversible mounting for easy installation without worrying about left or right sides. Its durable rubber housing and ADR approval ensure reliable performance and long-lasting durability, making it ideal for a variety of vehicles.



CLICK OR SCAN
FOR MORE INFO
& ACCESSORIES



101 x 66 x 82mm | 12-24V

PART NUMBER	PACKAGING	QTY	FUNCTION	LENS COLOUR	LED COLOUR	CABLE (mm)	APPR.	CTA NUM.
1004ARM	BLISTER	1	SIDE MARKER	AMBER/RED	AMBER/RED	400	ADR	060201



1004 Series - STALK

FLEXI-STALK RUBBER SIDE MARKER

These red and amber side marker lamps feature a flexible rubber stalk design, offering easy left or right-hand mounting. ADR approved, they provide reliable performance and durability, making them an ideal choice for versatile vehicle lighting needs.



CLICK OR SCAN
FOR MORE INFO
& ACCESSORIES



169 x 66 x 193mm | 12-24V

PART NUMBER	PACKAGING	QTY	FUNCTION	LENS COLOUR	LED COLOUR	CABLE (mm)	APPR.	CTA NUM.
1004L	POLYBAG	1	LEFT SIDE MARKER	AMBER/RED	AMBER/RED	400	ADR	060201
1004R	POLYBAG	1	RIGHT SIDE MARKER	AMBER/RED	AMBER/RED	400	ADR	060201



800 Series

STALKLESS RUBBER HOUSING MARKER/INDICATOR

With a rugged rubber housing and stalkless surface mount, these ADR-approved lamps deliver long-lasting performance. Easy to install, they provide dependable visibility and are perfect for various vehicle applications.



CLICK OR SCAN
FOR MORE INFO
& ACCESSORIES



52 x 70 x 103mm | 12-24V

PART NUMBER	PACKAGING	QTY	FUNCTION	LENS COLOUR	LED COLOUR	CABLE (mm)	APPR.	CTA NUM.
800ARIM-2	BLISTER	2	SIDE MARKER/INDICATOR	<input type="checkbox"/> CLEAR	AMBER/RED	300	ADR	060021
800ARIMR	POLYBAG	1	RHS MARKER/INDICATOR	<input type="checkbox"/> CLEAR	AMBER/RED	300	ADR	060021



805 Series

FLEXI-STALK RUBBER HOUSING MARKER/INDICATOR

Built for flexibility, these side marker and CAT5 side indicator lamps feature a durable rubber stalk and housing. ADR approved and designed for tough environments, they ensure reliable, long-lasting performance for all vehicle lighting needs.



CLICK OR SCAN
FOR MORE INFO
& ACCESSORIES



52 x 131 x 183mm | 12-24V

PART NUMBER	PACKAGING	QTY	FUNCTION	LENS COLOUR	LED COLOUR	CABLE (mm)	APPR.	CTA NUM.
805ARIM-2	BLISTER	2	SIDE MARKER/INDICATOR	<input type="checkbox"/> CLEAR	AMBER/RED	300	ADR	060021
805ARIML	POLYBAG	1	LHS MARKER/INDICATOR	<input type="checkbox"/> CLEAR	AMBER/RED	300	ADR	060021
805ARIMR	POLYBAG	1	RHS MARKER/INDICATOR	<input type="checkbox"/> CLEAR	AMBER/RED	300	ADR	060021



52 Series

MARINE GRADE NAVIGATION LAMPS

Engineered for marine environments, these durable navigational lamps are resistant to sea and salt spray. Built to comply with international maritime standards, they provide reliable performance and withstand even the harshest conditions at sea.



CLICK OR SCAN
FOR MORE INFO
& ACCESSORIES



76 x 52 x 25mm | 12-24V

PART NUMBER	PACKAGING	QTY	FUNCTION	LENS COLOUR	LED COLOUR	CABLE (mm)	APPR.	CTA NUM.
52WG	BLISTER	1	STARBOARD	GREEN	GREEN	180		
52WR	BLISTER	1	PORT SIDE	RED	RED	180		
52WW	BLISTER	1	STERN/TOWING	CLEAR	WHITE	180		



77 Series

LOW PROFILE SUPPLEMENTARY ROOF CAB MARKER

Built for maximum visibility, these compact, low-profile roof cab markers ensure quick installation with 3M tape and a plug. Designed for efficient vehicle enhancement, they offer easy fitting while boosting road safety.



CLICK OR SCAN
FOR MORE INFO
& ACCESSORIES



77 x 52 x 22mm | 9-32V

PART NUMBER	PACKAGING	QTY	FUNCTION	LENS COLOUR	LED COLOUR	CABLE (mm)	APPR.	CTA NUM.
77ACM	BLISTER	1	CAB MARKER	CLEAR	AMBER	300		
77WCM	BLISTER	1	CAB MARKER	CLEAR	WHITE	300		



CAB Series

SUPER SLIM ROOF CAB MARKER

Providing optimal visibility, these amber cab marker lamps are specifically designed for Freightliner trucks. Featuring high-brightness LEDs and a low-profile build, they enhance road safety with reliable, long-lasting performance.



146 x 46 x 27mm | 12V



CLICK OR SCAN
FOR MORE INFO
& ACCESSORIES



PART NUMBER	PACKAGING	QTY	FUNCTION	LENS COLOUR	LED COLOUR	CABLE (mm)	APPR.	CTA NUM.
CAB12B	BOX	1	CAB MARKER	AMBER	AMBER	110		
CABC26B	BOX	1	CAB MARKER	CLEAR	AMBER	110		



35 Series - COLOURED

INTERIOR/EXTERIOR COLOURED LIGHTING

Offering premium performance, these side and end outline markers feature a low-profile design and replaceable clip-in lens. Ideal for both interior and exterior courtesy lighting applications, they provide stylish, reliable illumination.



58 x 35 x 21mm | 12-24V



CLICK OR SCAN
FOR MORE INFO
& ACCESSORIES



PART NUMBER	PACKAGING	QTY	FUNCTION	LENS COLOUR	LED COLOUR	CABLE (mm)	APPR.	CTA NUM.
35GM	BLISTER	1	COURTESY	GREEN	GREEN	400		



68 Series

LOW PROFILE INTERIOR ACCENT LIGHTING

Crafted for modern interiors, the 68 Series coloured courtesy lamps offer a slimline, low-profile design. Perfect for adding a sleek, stylish touch to any vehicle's interior, they combine form and function with ease.



CLICK OR SCAN
FOR MORE INFO
& ACCESSORIES



100 x 25 x 10mm | 12V

PART NUMBER	PACKAGING	QTY	FUNCTION	LENS COLOUR	LED COLOUR	CABLE (mm)	APPR.	CTA NUM.
68B	BLISTER	1	COURTESY	BLUE	BLUE	400		
68G	BLISTER	1	COURTESY	GREEN	GREEN	400		



38 Series

COMBINATION MARKER/INDICATOR/REFLECTOR

Engineered for versatility, the 38 Series offers a multi-functional solution as a combination marker/reflector and indicator/marker/reflector. ADR approved, these lamps ensure maximum visibility and compliance, providing reliable performance on the road.



CLICK OR SCAN
FOR MORE INFO
& ACCESSORIES



135 x 38 x 22mm | 12-24V

PART NUMBER	PACKAGING	QTY	FUNCTION	LENS COLOUR	LED COLOUR	CABLE (mm)	APPR.	CTA NUM.
38AM	BLISTER	1	SIDE MARKER/INDICATOR/REFLECTOR	AMBER	AMBER	160	ADR	060214
38ARM	BLISTER	1	SIDE MARKER/REFLECTOR	AMBER/RED	AMBER/RED	160	ADR	060230
38ARMB	POLYBAG	1	SIDE MARKER/REFLECTOR	AMBER/RED	AMBER/RED	160	ADR	060230





44 Series

SLIMLINE MARKER/REFLECTOR

Designed for sleek efficiency, the 44 Series offers slimline combination marker/reflector lamps with a low-profile design and a 90° bracket option. ADR/ECE approved, these lamps provide a modern look while ensuring optimal road safety.



100 x 44 x 12mm | 12-24V



CLICK OR SCAN
FOR MORE INFO
& ACCESSORIES



PART NUMBER	PACKAGING	QTY	FUNCTION	LENS COLOUR	LED COLOUR	CABLE (mm)	APPR.	CTA NUM.
44AME	BLISTER	1	SIDE MARKER/REFLECTOR	AMBER	AMBER	500	ECE	060081
44AMEB	POLYBAG	1	SIDE MARKER/REFLECTOR	AMBER	AMBER	500	ECE	060081
44ARMLB	POLYBAG	1	SIDE MARKER/REFLECTOR	CLEAR	AMBER/RED	500	ECE	046886
44ARMRB	POLYBAG	1	SIDE MARKER/REFLECTOR	CLEAR	AMBER/RED	500	ECE	060181
44RMEB	POLYBAG	1	END OUTLINE/REFLECTOR	RED	RED	500	ECE	060083
44RMEB4M	POLYBAG	1	END OUTLINE/REFLECTOR	RED	RED	4000	ECE	060083
44WMEB	POLYBAG	1	END OUTLINE/REFLECTOR	CLEAR	WHITE	500	ECE	060082



EU38 Series

DISCREET MARKER/REFLECTOR

Crafted for convenience, the EU38 Series markers feature integrated 3M tape for quick, tool-free installation. With a built-in reflector and low-profile design, these markers deliver both style and reliable performance.



100 x 38 x 13mm | 12-24V



CLICK OR SCAN
FOR MORE INFO
& ACCESSORIES



PART NUMBER	PACKAGING	QTY	FUNCTION	LENS COLOUR	LED COLOUR	CABLE (mm)	APPR.	CTA NUM.
EU38AMHD	BLISTER	1	SIDE MARKER/REFLECTOR	AMBER	AMBER	400	ECE	060138
EU38AMHDB	POLYBAG	1	SIDE MARKER/REFLECTOR	AMBER	AMBER	400	ECE	060138
EU38RMHD	BLISTER	1	END OUTLINE/REFLECTOR	RED	RED	400	ECE	060038
EU38RMHDB	POLYBAG	1	END OUTLINE/REFLECTOR	RED	RED	400	ECE	060038
EU38WMHD	BLISTER	1	END OUTLINE/REFLECTOR	CLEAR	WHITE	400	ECE	060043
EU38WMHDB	POLYBAG	1	END OUTLINE/REFLECTOR	CLEAR	WHITE	400	ECE	060043



EU38 Series - BLACK

STYLISH AND DISCREET MARKER/REFLECTOR

Designed for sleek simplicity, the EU38 Series Black markers feature integrated 3M tape for effortless, tool-free installation. With a built-in reflector and low-profile design, these markers offer both optimal performance and a stylish, darker aesthetic for a modern look.



CLICK OR SCAN
FOR MORE INFO
& ACCESSORIES



100 x 38 x 13mm | 12-24V


PART NUMBER	PACKAGING	QTY	FUNCTION	LENS COLOUR	LED COLOUR	CABLE (mm)	APPR.	CTA NUM.
EU38BAMHDB	POLYBAG	1	SIDE MARKER/REFLECTOR	AMBER	AMBER	400	ADR	061491
EU38BRMHDB	POLYBAG	1	END OUTLINE/REFLECTOR	RED	RED	400	ADR	061490
EU38BWMHDB	POLYBAG	1	END OUTLINE/REFLECTOR	CLEAR	WHITE	400	ADR	061492



66 Series

ROUND REFLEX REFLECTOR

Elevate your vehicle's safety with round reflex reflectors that offer a sleek, low-profile design. Durable screw mount fittings and a 5-year warranty ensure secure installation and long-term reliability for a minimalistic, functional look.



CLICK OR SCAN
FOR MORE INFO
& ACCESSORIES



60 x 60 x 6.5mm | SCREW MOUNT



PART NUMBER	PACKAGING	PACK QTY	FUNCTION	COLOUR	CTA NUM.
66A	BLISTER	2	REFLECTOR	AMBER	60171
66R	BLISTER	2	REFLECTOR	RED	60260
66W	BLISTER	2	REFLECTOR	CLEAR	60307



7030 Series

CLASSIC 3M FOAM MOUNT REFLEX REFLECTOR

Achieve a clean, unobtrusive finish with standard 70x30mm reflectors that blend seamlessly with your vehicle's design. Easy to install with high-quality 3M tape, they deliver exceptional durability for both professional and DIY setups.



CLICK OR SCAN
FOR MORE INFO
& ACCESSORIES



70 x 30 x 6mm | 3M TAPE MOUNT



PART NUMBER	PACKAGING	PACK QTY	FUNCTION	COLOUR	CTA NUM.
7030A	BLISTER	2	REFLECTOR	AMBER	60131
7030A-50	RETAIL BOX	50	REFLECTOR	AMBER	60131
7030AB	BOX	100	REFLECTOR	AMBER	60131
7030R	BLISTER	2	REFLECTOR	RED	60056
7030R-50	RETAIL BOX	50	REFLECTOR	RED	60056
7030RB	BOX	100	REFLECTOR	RED	60056
7030W	BLISTER	2	REFLECTOR	CLEAR	60055
7030W-50	RETAIL BOX	50	REFLECTOR	CLEAR	60055
7030WB	BOX	100	REFLECTOR	CLEAR	60055



7035 Series

PREMIUM BRACKET MOUNT REFLECTOR

Enhance your vehicle's rear lighting with reflectors that integrate an advanced mounting bracket for extra security. Building on the 7030 design, these units come with screw fittings and a 5-year warranty, ensuring a dependable and hassle-free installation.



CLICK OR SCAN
FOR MORE INFO
& ACCESSORIES



93 x 35 x 7mm | SCREW MOUNT

PART NUMBER	PACKAGING	PACK QTY	FUNCTION	COLOUR	CTA NUM.
7035A	BLISTER	2	REFLECTOR	AMBER	60131
7035AB	BOX	100	REFLECTOR	AMBER	60131
7035R	BLISTER	2	REFLECTOR	RED	60056
7035RB	BOX	100	REFLECTOR	RED	60056
7035W	BLISTER	2	REFLECTOR	CLEAR	60055
7035WB	BOX	100	REFLECTOR	CLEAR	60055



9020 Series

SLIMLINE 3M FOAM MOUNT REFLEX REFLECTOR

Optimise your vehicle's aesthetics with slimline reflectors measuring 90x20mm. Effortlessly mounted with premium 3M tape, they provide a flush, modern finish while offering robust durability and reliable performance in challenging conditions.



CLICK OR SCAN
FOR MORE INFO
& ACCESSORIES



90 x 20 x 6mm | 3M TAPE MOUNT

PART NUMBER	PACKAGING	PACK QTY	FUNCTION	COLOUR	CTA NUM.
9020A	BLISTER	2	REFLECTOR	AMBER	60057
9020AB	BOX	100	REFLECTOR	AMBER	60057
9020R	BLISTER	2	REFLECTOR	RED	60072
9020RB	BOX	100	REFLECTOR	RED	60072
9020W	BLISTER	2	REFLECTOR	CLEAR	60071
9020WB	BOX	100	REFLECTOR	CLEAR	60071



30 Series

COMPACT STEEL HOUSING

Depend on robust performance with licence plate lamps built for tough conditions. Their rugged steel housing and IP67 protection ensure your plate is visible at night, meeting ADR standards for reliable, long-lasting use.



CLICK OR SCAN
FOR MORE INFO
& ACCESSORIES



65 x 30 x 24mm | 12-24V

PART NUMBER	PACKAGING	PACK QTY	HOUSING COLOUR	CABLE	CTA NUM.
30BLM	BLISTER	2	BLACK	140	40511
30CLM	BLISTER	2	CHROME	140	40511
6434BWM	POLYBAG	1	BLACK	140	40511



35 Series - LP

REPLACEABLE MODULE

Combine timeless design with modern technology to keep your licence plate shining. With a sleek finish and IP67 protection, these lamps meet ADR requirements, offering both style and dependable safety.



CLICK OR SCAN
FOR MORE INFO
& ACCESSORIES



76 x 42 x 30mm | 12-24V

PART NUMBER	PACKAGING	PACK QTY	HOUSING COLOUR	CABLE	CTA NUM.
35BLM	BLISTER	1	BLACK	400	60024
35BLM1P	POLYBAG	1	BLACK	1000	60024
35BLMB	POLYBAG	1	BLACK	400	60024
35CLM	BLISTER	1	CHROME	400	60024
35CLMB	POLYBAG	1	CHROME	400	60024



41 Series

PREMIUM VALUE PERFORMANCE

For cost-conscious drivers, these budget-friendly lamps deliver dependable illumination. ECE approved and IP67 rated, they provide reliable night-time visibility without compromising quality.



CLICK OR SCAN
FOR MORE INFO
& ACCESSORIES



70 x 42 x 40mm | 12-24V

PART NUMBER	PACKAGING	PACK QTY	HOUSING COLOUR	CABLE	CTA NUM.
41BLM	BLISTER	1	BLACK	230	60032
41BLM50B	POLYBAG	1	BLACK	500	60032
41BLMB	POLYBAG	1	BLACK	230	60032



60 Series

COMPACT 3M FOAM MOUNT

Streamline your upgrade with licence plate lamps designed for quick, hassle-free installation. ECE approved and IP67 rated, they integrate effortlessly into your vehicle while providing efficient, reliable lighting.



CLICK OR SCAN
FOR MORE INFO
& ACCESSORIES



60 x 22 x 22mm | 12-24V

PART NUMBER	PACKAGING	PACK QTY	HOUSING COLOUR	CABLE	CTA NUM.
60BLM	BLISTER	2	BLACK	100	60188
60BLMB	POLYBAG	1	BLACK	500	60188



LP Series

DESIGNED TO MOUNT AND LIGHT AUSTRALIAN LICENCE PLATES

This integrated solution combines a robust licence plate mount with built-in lamps to ensure your plate is visible at night. Designed for 12V and 24V systems, it offers exceptional durability and reliable performance for a wide range of vehicles.



375 x 173 x 25mm | 12-24V



CLICK OR SCAN
FOR MORE INFO
& ACCESSORIES



PART NUMBER	PACKAGING	PACK QTY	HOUSING COLOUR	CABLE	CTA NUM.
LP1	BLISTER	1	BLACK	100	39611
LP1B	BOX	1	BLACK	100	39611



87 Series

RIGHT-ANGLE MOUNT

Keep your licence plate visible in every condition with a lamp built for durability. With ADR approval and IP67 protection, these units provide dependable performance when you need it most.



87 x 69 x 55mm | 12-24V



CLICK OR SCAN
FOR MORE INFO
& ACCESSORIES



PART NUMBER	PACKAGING	PACK QTY	HOUSING COLOUR	CABLE	CTA NUM.
87BLMB	BULK	1	BLACK	240	61617



95 Series

HEAVY-DUTY DESIGN

Ensure your vehicle stays visible and compliant with a robust licence plate lamp engineered for lasting performance. ADR approved and IP67 rated, it offers reliable illumination that stands up to any challenge.



CLICK OR SCAN
FOR MORE INFO
& ACCESSORIES



95 x 40 x 43mm | 12-24V

PART NUMBER	PACKAGING	PACK QTY	HOUSING COLOUR	CABLE	CTA NUM.
95BLMB	BULK	1	BLACK	250	61605



11 Series

LOW PROFILE, COMPACT DESIGN

Revolutionise your rear lighting with an ultra-thin lamp boasting an 8mm profile. Effortlessly install it with 3M tape or screws, and enjoy dependable performance with full ECE compliance.



CLICK OR SCAN
FOR MORE INFO
& ACCESSORIES



89 x 30 x 8mm | SCREW MOUNT

PART NUMBER	PKG.	QTY	FUNCTION	LENS CLR.	LED CLR.	CABLE (mm)	VLTG	APPR.	CTA #
11AM-2	BLISTER	2	REAR INDICATOR	AMBER	AMBER	250	12-24V	ECE	060253
11RM-2	BLISTER	2	STOP/TAIL	RED	RED	250	12-24V	ECE	060252
11WM-2	BLISTER	2	REVERSE	CLEAR	WHITE	250	12-24V	ECE	060256



12 Series

COMPACT LOW PROFILE

Step up your vehicle's aesthetic with a refined, ultra-slim 8mm lamp that blends style and function. Its quick, secure mounting and ECE approval deliver a modern, road-ready solution.



CLICK OR SCAN
FOR MORE INFO
& ACCESSORIES



131 x 30 x 8mm | SCREW MOUNT

PART NUMBER	PKG.	QTY	FUNCTION	LENS CLR.	LED CLR.	CABLE (mm)	VLTG	APPR.	CTA #
12ARM-2	BLISTER	2	STOP/TAIL/INDICATOR	CLEAR	AMBER/RED	250	12-24V	ECE	060225
12ACM-2	BLISTER	2	REAR INDICATOR	CLEAR	AMBER	250	12-24V	ECE	061027
12RCM-2	BLISTER	2	STOP/TAIL	CLEAR	RED	250	12-24V	ECE	061026
12WM-2	BLISTER	2	REVERSE	CLEAR	WHITE	250	12-24V	ECE	060224



102 Series

RECESSED FITTED LAMPS

Maximise space efficiency using low-profile, single-function rear-end lamps featuring a recessed design. Optional surface bases and ADR approval guarantee seamless integration and reliable performance in tight spaces.



CLICK OR SCAN
FOR MORE INFO
& ACCESSORIES



130 x 130 x 12mm | SCREW MOUNT

PART NUMBER	PKG.	QTY	FUNCTION	LENS CLR.	LED CLR.	CABLE (mm)	VLTG	APPR.	CTA #
102A	POLYBAG	1	REAR INDICATOR	AMBER	AMBER	360	12V	ADR	042832
102AC	POLYBAG	1	REAR INDICATOR	CLEAR	AMBER	360	12V	ADR	042832
102AM	BLISTER	1	REAR INDICATOR	AMBER	AMBER	360	12-24V	ADR	042832
102ACM	BLISTER	1	REAR INDICATOR	CLEAR	AMBER	360	12-24V	ADR	042832
102R	POLYBAG	1	STOP/TAIL	RED	RED	360	12V	ADR	042963
102RC	POLYBAG	1	STOP/TAIL	CLEAR	RED	360	12V	ADR	042832
102RM	BLISTER	1	STOP/TAIL	RED	RED	360	12-24V	ADR	042963
102RCM	BLISTER	1	STOP/TAIL	CLEAR	RED	360	12-24V	ADR	042963
102W	POLYBAG	1	REVERSE	CLEAR	WHITE	360	12V	ADR	042826

REAR SIGNAL



102 Series - BLACK CHROME

RECESSED FITTED LAMPS

Optimise tight spaces with a low-profile, recessed rear lamp that integrates seamlessly. With optional surface bases and ADR approval, it offers consistent, reliable performance.



CLICK OR SCAN
FOR MORE INFO
& ACCESSORIES



130 x 130 x 12mm | SCREW MOUNT

PART NUMBER	PKG.	QTY	FUNCTION	LENS CLR.	LED CLR.	CABLE (mm)	VLTG	APPR.	CTA #
102ABC	POLYBAG	1	REAR INDICATOR	CLEAR	AMBER	360	12V	ADR	042832
102RBC	POLYBAG	1	STOP/TAIL	CLEAR	RED	360	12V	ADR	042963



110 Series

PREMIUM TRUCK RANGE

Discover a subtle rear lighting solution with a recessed lamp supplied with a grommet/plug kit for easy installation. Fully ADR approved, it ensures versatile and dependable performance on Australian roads.



CLICK OR SCAN
FOR MORE INFO
& ACCESSORIES



135 x 135 x 53mm | RECESSED MOUNT

PART NUMBER	PKG.	QTY	FUNCTION	LENS CLR.	LED CLR.	CABLE (mm)	VLTG	APPR.	CTA #
110AMB	POLYBAG	1	REAR INDICATOR	AMBER	AMBER		12-24V	ADR	060178
110AMG	BLISTER	1	REAR INDICATOR	AMBER	AMBER	300 (p/n 53102)	12-24V	ADR	060178
110RMB	POLYBAG	1	STOP/TAIL	RED	RED		12-24V	ADR	060177
110RMG	BLISTER	1	STOP/TAIL	RED	RED	300 (p/n 53102)	12-24V	ADR	060177
110WMG	BLISTER	1	REVERSE	CLEAR	WHITE	300 (p/n 53102)	12-24V	ADR	060185



110 Series - CLEAR CHROME

PREMIUM TRUCK RANGE

Inject modern style into your rear lighting with a lamp combining a clear lens and chrome inner finish. Its grommet/plug installation and ADR approval provide reliable, stylish performance.



CLICK OR SCAN
FOR MORE INFO
& ACCESSORIES



148 x 148 x 80mm | RECESSED MOUNT

PART NUMBER	PKG.	QTY	FUNCTION	LENS CLR.	LED CLR.	CABLE (mm)	VLTG	APPR.	CTA #
110CCAM	BLISTER	1	REAR INDICATOR	CLEAR	AMBER	300 (p/n 53102)	12-24V	ADR	060178
110CCRM	BLISTER	1	STOP/TAIL	CLEAR	RED	300 (p/n 53102)	12-24V	ADR	060177



113 Series

COST COMPETITIVE TRUCK RANGE

Achieve dual-voltage efficiency with a rear lamp built for streamlined designs. Supporting both 12V and 24V systems and meeting ECE standards, it offers versatility and consistent performance.



CLICK OR SCAN
FOR MORE INFO
& ACCESSORIES



135 x 135 x 15.65mm | RECESSED MOUNT

PART NUMBER	PKG.	QTY	FUNCTION	LENS CLR.	LED CLR.	CABLE (mm)	VLTG	APPR.	CTA #
113AMB	POLYBAG	1	REAR INDICATOR	AMBER	AMBER		12-24V	ECE	060106
113AMG	BLISTER	1	REAR INDICATOR	AMBER	AMBER	300 (p/n 53102)	12-24V	ECE	060106
113RMB	POLYBAG	1	STOP/TAIL	RED	RED		12-24V	ECE	060107
113RMG	BLISTER	1	STOP/TAIL	RED	RED	300 (p/n 53102)	12-24V	ECE	060107
113WMB	POLYBAG	1	REVERSE	CLEAR	WHITE		12-24V	ECE	060108
113WMG	BLISTER	1	REVERSE	CLEAR	WHITE	300 (p/n 53102)	12-24V	ECE	060108

REAR SIGNAL



130 Series

ORIGINAL DESIGN

Ensure a flawless, integrated rear lighting solution with a recessed lamp engineered for seamless installation. Meeting ADR road standards, it delivers enduring, efficient illumination.



CLICK OR SCAN
FOR MORE INFO
& ACCESSORIES



91 x 86 x 16mm | RECESSED MOUNT

PART NUMBER	PKG.	QTY	FUNCTION	LENS CLR.	LED CLR.	CABLE (mm)	VLTG	APPR.	CTA #
130AMB	POLYBAG	1	REAR INDICATOR	AMBER	AMBER		12-24V	ADR	060233
130AMG	BLISTER	1	REAR INDICATOR	AMBER	AMBER	300 (p/n 53102)	12-24V	ADR	060233
130RMB	POLYBAG	1	STOP/TAIL/REFLECTOR	RED	RED		12-24V	ADR	060261
130RMG	BLISTER	1	STOP/TAIL/REFLECTOR	RED	RED	300 (p/n 53102)	12-24V	ADR	060261
130VMG	BLISTER	1	REVERSE	CLEAR	WHITE	300 (p/n 53102)	12-24V	ADR	060300



131 Series

INTERNAL CHROME REFLECTOR

Boost rear visibility with a lamp enhanced by an internal chrome reflector. With flexible horizontal or vertical mounting and ADR approval, it provides both style and safety.



CLICK OR SCAN
FOR MORE INFO
& ACCESSORIES



91 x 139 x 24mm | RECESSED MOUNT

PART NUMBER	PKG.	QTY	FUNCTION	LENS CLR.	LED CLR.	CABLE (mm)	VLTG	APPR.	CTA #
131AM	BLISTER	1	REAR INDICATOR	AMBER	AMBER	400	12-24V	ADR	046430
131CAM	BLISTER	1	REAR INDICATOR	CLEAR	AMBER	400	12-24V	ADR	046430
131CRM	BLISTER	1	STOP/TAIL	CLEAR	RED	400	12-24V	ADR	046431
131RM	BLISTER	1	STOP/TAIL	RED	RED	400	12-24V	ADR	046431
131WM	BLISTER	1	REVERSE	CLEAR	WHITE	400	12-24V	ADR	046432



133 Series

COST COMPETITIVE TRUCK RANGE

Modernise your vehicle with a recessed rear lamp that delivers reliable, road-compliant performance. Fully ECE approved and supplied with a grommet and plug, it offers a clean, integrated look.



CLICK OR SCAN
FOR MORE INFO
& ACCESSORIES



86 x 134 x 22mm | RECESSED MOUNT

PART NUMBER	PKG.	QTY	FUNCTION	LENS CLR.	LED CLR.	CABLE (mm)	VLTG	APPR.	CTA #
133AMB	POLYBAG	1	REAR INDICATOR/REFLECTOR	AMBER	AMBER		12-24V	ECE	060216
133AMG	BLISTER	1	REAR INDICATOR/REFLECTOR	AMBER	AMBER	300 (p/n 53102)	12-24V	ECE	060216
133RMG	BLISTER	1	STOP/TAIL/REFLECTOR	RED	RED	300 (p/n 53102)	12-24V	ECE	060265
133WMG	BLISTER	1	REVERSE/REFLECTOR	CLEAR	WHITE	300 (p/n 53102)	12-24V	ECE	060262



134 Series

COST COMPETITIVE TRUCK RANGE

Achieve a flawless finish with recessed, low-profile lamps that seamlessly blend into your vehicle's design. ECE approval and a grommet/plug kit ensure quick, hassle-free installation and reliable performance.



CLICK OR SCAN
FOR MORE INFO
& ACCESSORIES



86 x 134 x 22mm | RECESSED MOUNT

PART NUMBER	PKG.	QTY	FUNCTION	LENS CLR.	LED CLR.	CABLE (mm)	VLTG	APPR.	CTA #
134AMB	POLYBAG	1	REAR INDICATOR/REFLECTOR	<input type="checkbox"/> CLEAR	<input checked="" type="checkbox"/> AMBER		12-24V	ECE	060264
134AMG	BLISTER	1	REAR INDICATOR/REFLECTOR	<input type="checkbox"/> CLEAR	<input checked="" type="checkbox"/> AMBER	300 (p/n 53102)	12-24V	ECE	060264
134RMB	POLYBAG	1	STOP/TAIL/REFLECTOR	<input type="checkbox"/> CLEAR	<input checked="" type="checkbox"/> RED		12-24V	ECE	060263
134RMG	BLISTER	1	STOP/TAIL/REFLECTOR	<input type="checkbox"/> CLEAR	<input checked="" type="checkbox"/> RED	300 (p/n 53102)	12-24V	ECE	060263
134WMB	POLYBAG	1	REVERSE/REFLECTOR	<input type="checkbox"/> CLEAR	<input type="checkbox"/> WHITE		12-24V	ECE	060269

REAR SIGNAL



135 Series

SURFACE MOUNTED DESIGN OR RECESS MOUNT WITH ACCESSORY GROMMET

Optimise rear safety with versatile lamps offering both surface and recessed mounting via an accessory. ADR approved, their rugged design delivers consistent signalling for every journey.



CLICK OR SCAN
FOR MORE INFO
& ACCESSORIES



135 x 38 x 24mm | SCREW MOUNT

PART NUMBER	PKG.	QTY	FUNCTION	LENS CLR.	LED CLR.	CABLE (mm)	VLTG	APPR.	CTA #
135ARM/2	BLISTER	2	STOP/TAIL/INDICATOR	<input type="checkbox"/> CLEAR	<input checked="" type="checkbox"/> AMBER/RED	400	12-24V	ADR	060215
135RME3	POLYBAG	1	STOP	<input checked="" type="checkbox"/> RED	<input checked="" type="checkbox"/> RED	400	12-24V	ADR	060226
135AM	BLISTER	1	REAR INDICATOR	<input checked="" type="checkbox"/> AMBER	<input checked="" type="checkbox"/> AMBER	400	12-24V	ADR	060176
135RM	BLISTER	1	STOP/TAIL	<input checked="" type="checkbox"/> RED	<input checked="" type="checkbox"/> RED	400	12-24V	ADR	060200
135WM	BLISTER	1	REVERSE	<input type="checkbox"/> CLEAR	<input type="checkbox"/> WHITE	400	12-24V	ADR	060199



164 Series

OVAL DESIGN RECESS MOUNTED LAMPS

Experience a streamlined rear lighting upgrade with a flush-fitting lamp that installs easily using a grommet and plug. Fully ADR approved, it provides modern aesthetics and dependable road safety.



164 x 58 x 20mm | GROMMET MOUNT



CLICK OR SCAN
FOR MORE INFO
& ACCESSORIES



PART NUMBER	PKG.	QTY	FUNCTION	LENS CLR.	LED CLR.	CABLE (mm)	VLTG	APPR.	CTA #
164AM	BLISTER	1	REAR INDICATOR	AMBER	AMBER	300	12-24V	ADR	050889
164RM	BLISTER	1	STOP/TAIL	RED	RED	300	12-24V	ADR	050890



25 Series

SLIMLINE RECESSED LAMPS

Slim and recessed, these lamps deliver a modern, integrated finish. Engineered for durability, they offer robust performance and reliable protection in even the toughest conditions.



130 x 25 x 12.5mm | SCREW MOUNT



CLICK OR SCAN
FOR MORE INFO
& ACCESSORIES



PART NUMBER	PKG.	QTY	FUNCTION	LENS CLR.	LED CLR.	CABLE (mm)	VLTG	APPR.	CTA #
25A12	POLYBAG	1	REAR INDICATOR	AMBER	AMBER	400	12V	ECE	060245
25R12	POLYBAG	1	STOP/TAIL	RED	RED	400	12V	ECE	060254
25W12	POLYBAG	1	REVERSE	CLEAR	WHITE	400	12V		



5940 Series

COST COMPETITIVE TRUCK RANGE

Get exceptional value with a recessed rear signal lamp that pairs an economical design with reliable illumination. ADR approved, this cost-effective solution keeps your vehicle compliant and safe.



CLICK OR SCAN
FOR MORE INFO
& ACCESSORIES



139 x 91 x 16mm | GROMMET/FLANGE MOUNT

PART NUMBER	PKG.	QTY	FUNCTION	LENS CLR.	LED CLR.	CABLE (mm)	VLTG	APPR.	CTA #
5940AMB	POLYBAG	1	REAR INDICATOR	AMBER	AMBER		12-24V	ADR	060228
5940RMB	POLYBAG	1	STOP/TAIL	RED	RED		12-24V	ADR	060243

REAR SIGNAL



235 Series

SLIMLINE STRIP LAMPS

Boost rear safety with a discreet, recessed lamp that integrates seamlessly with your vehicle's design. Available in 12V or 24V, its low-profile build ensures dependable performance across applications.



CLICK OR SCAN
FOR MORE INFO
& ACCESSORIES



237 x 25 x 17mm | SCREW MOUNT


PART NUMBER	PKG.	QTY	FUNCTION	LENS CLR.	LED CLR.	CABLE (mm)	VLTG	APPR.	CTA #
235A12	BLISTER	1	REAR INDICATOR	AMBER	AMBER	400	12V	ADR	060128
235A24	BLISTER	1	REAR INDICATOR	AMBER	AMBER	400	24V	ADR	060128
235AR12	BLISTER	1	STOP/TAIL/INDICATOR	CLEAR	AMBER/RED	400	12V	ECE	060127
235CA12	BLISTER	1	REAR INDICATOR	CLEAR	AMBER	400	12V	ADR	060128
235CR12	BLISTER	1	STOP/TAIL	CLEAR	RED	400	12V	ADR	060128
235R12	BLISTER	1	STOP/TAIL	RED	RED	400	12V	ADR	060128
235R24	BLISTER	1	STOP/TAIL	RED	RED	400	24V	ADR	060128
235W12E	BLISTER	1	REVERSE	CLEAR	WHITE	400	12V	ECE	060124
235W24E	BLISTER	1	REVERSE	CLEAR	WHITE	400	24V	ECE	060124



235 Series - SEQUENTIAL

DYNAMIC SERIES STRIP LAMPS

Add dynamic flair to your rear lighting with sequential indicators that offer rhythmic signalling. With optional surface mounting, this unit delivers enhanced visibility and high-performance communication.



CLICK OR SCAN
FOR MORE INFO
& ACCESSORIES



237 x 25 x 17mm | SCREW MOUNT

PART NUMBER	PKG.	QTY	FUNCTION	LENS CLR.	LED CLR.	CABLE (mm)	VLTG	APPR.	CTA #
235ASEQ-2	BLISTER	2	REAR INDICATOR	AMBER	AMBER	400	12V	ECE	060125
235ASEQB	POLYBAG	1	REAR INDICATOR	AMBER	AMBER	400	12V	ECE	060125
235CSEQ-2	BLISTER	2	REAR INDICATOR	CLEAR	AMBER	400	12V	ECE	060125
235CSEQB	POLYBAG	1	REAR INDICATOR	CLEAR	AMBER	400	12V	ECE	060125



235 Series - SURFACE SINGLE

COMBINATION LAMPS

Achieve a clean, modern look with a surface-mounted lamp that is slim and unobtrusive. ADR approved and built to last, it ensures reliable lighting for every drive.



CLICK OR SCAN
FOR MORE INFO
& ACCESSORIES



259 x 46 x 17mm | SCREW MOUNT

PART NUMBER	PKG.	QTY	FUNCTION	LENS CLR.	LED CLR.	CABLE (mm)	VLTG	APPR.	CTA #
235BBST112/2	BLISTER	2	STOP/TAIL/INDICATOR	CLEAR	AMBER/RED	400	12V	ECE	060127



235 Series - SURFACE DOUBLE

COMBINATION LAMPS

Secure robust rear signalling with a dual-lamp solution designed for surface mounting. Its compact design and efficient performance provide bright, dependable illumination in any condition.



CLICK OR SCAN
FOR MORE INFO
& ACCESSORIES



258 x 82 x 17mm | SCREW MOUNT



PART NUMBER	PKG.	QTY	FUNCTION	LENS CLR.	LED CLR.	CABLE (mm)	VLTG	APPR.	CTA #
235BAR12	BLISTER	1	STOP/TAIL/INDICATOR	AMBER/RED	AMBER/RED	400	12V	ADR	060128



235 Series - HOUSING

SINGLE FUNCTION LAMPS

Elevate your tail lighting with a diffused tail function that offers even, brilliant illumination. Designed to integrate with 235 single lamp setups, it delivers a sleek look and lasting durability.



CLICK OR SCAN
FOR MORE INFO
& ACCESSORIES



261 x 49 x 23mm | SCREW MOUNT



PART NUMBER	PKG.	QTY	FUNCTION	LENS CLR.	LED CLR.	CABLE (mm)	VLTG	APPR.	CTA #
235BT-2	BLISTER	2	TAIL	RED	RED	400	12V	ECE	061412
235BTB	POLYBAG	1	TAIL	RED	RED	400	12V	ECE	061412
235BTC-2	BLISTER	2	TAIL	GREY	RED	400	12V	ECE	061412
235BTCB	POLYBAG	1	TAIL	GREY	RED	400	12V	ECE	061412



285 Series - BLACK CAPS

SLIMLINE LOW PROFILE DESIGN STRIP LAMPS

Elevate your rear signal strip lamp with black end caps for a discreet, modern finish. Its slim, low-profile design fits seamlessly in vertical or horizontal orientations, delivering both sleek style and rugged reliability.



CLICK OR SCAN
FOR MORE INFO
& ACCESSORIES



285 x 25 x 10mm | SCREW MOUNT


PART NUMBER	PKG.	QTY	FUNCTION	LENS CLR.	LED CLR.	CABLE (mm)	VLTG	APPR.	CTA #
285BA12	BLISTER	1	REAR INDICATOR	<input type="checkbox"/> CLEAR	<input checked="" type="checkbox"/> AMBER	85	12V	ECE	060112
285BAR12	BLISTER	1	STOP/TAIL/INDICATOR	<input type="checkbox"/> CLEAR	<input checked="" type="checkbox"/> AMBER/RED	85	12V	ECE	060114
285BR12	BLISTER	1	STOP/TAIL	<input type="checkbox"/> CLEAR	<input checked="" type="checkbox"/> RED	85	12V	ECE	060111
285BR12S3	POLYBAG	1	STOP	<input type="checkbox"/> CLEAR	<input checked="" type="checkbox"/> RED	85	12V	ECE	060136
285BW12	BLISTER	1	REVERSE	<input type="checkbox"/> CLEAR	<input type="checkbox"/> WHITE	85	12V	ECE	060123



285 Series - CHROME CAPS

SLIMLINE LOW PROFILE DESIGN STRIP LAMPS

Make a statement with polished chrome end caps on your rear signal strip lamp. The slim, low-profile form mounts vertically or horizontally, offering standout style without sacrificing robust, dependable performance.



CLICK OR SCAN
FOR MORE INFO
& ACCESSORIES



285 x 25 x 10mm | SCREW MOUNT

PART NUMBER	PKG.	QTY	FUNCTION	LENS CLR.	LED CLR.	CABLE (mm)	VLTG	APPR.	CTA #
285CA12	BLISTER	1	REAR INDICATOR	<input type="checkbox"/> CLEAR	<input checked="" type="checkbox"/> AMBER	85	12V	ECE	060112
285CAR12	BLISTER	1	STOP/TAIL/INDICATOR	<input type="checkbox"/> CLEAR	<input checked="" type="checkbox"/> AMBER/RED	85	12V	ECE	060114
285CR12	BLISTER	1	STOP/TAIL	<input type="checkbox"/> CLEAR	<input checked="" type="checkbox"/> RED	85	12V	ECE	060111
285CW12	BLISTER	1	REVERSE	<input type="checkbox"/> CLEAR	<input type="checkbox"/> WHITE	85	12V	ECE	060123



380 Series

SINGLE FUNCTION LAMPS

Redefine your rear lighting with a 380mm lamp that fits recessed for seamless integration. Fully ADR/ECE approved, it delivers modern, compliant illumination for safe, stylish installations.



382 x 25 x 17mm | SCREW MOUNT



CLICK OR SCAN
FOR MORE INFO
& ACCESSORIES



PART NUMBER	PKG.	QTY	FUNCTION	LENS CLR.	LED CLR.	CABLE (mm)	VLTG	APPR.	CTA #
380A12	BLISTER	1	REAR INDICATOR	AMBER	AMBER	400	12V	ADR	060045
380R12	BLISTER	1	STOP/TAIL	RED	RED	400	12V	ADR	060045
380W12	BLISTER	1	REVERSE	CLEAR	WHITE	400	12V		

REAR SIGNAL



380 Series - SEQUENTIAL

SINGLE FUNCTION LAMPS

Boost your vehicle's presence with a 380mm recessed lamp featuring dynamic sequential indicators. With full ADR/ECE approval, it offers high-performance lighting that enhances road safety.



382 x 25 x 17mm | SCREW MOUNT



CLICK OR SCAN
FOR MORE INFO
& ACCESSORIES



PART NUMBER	PKG.	QTY	FUNCTION	LENS CLR.	LED CLR.	CABLE (mm)	VLTG	APPR.	CTA #
380ASEQ-2	BLISTER	2	REAR INDICATOR	AMBER	AMBER	400	12V	ECE	060130
380CSEQ-2	BLISTER	2	REAR INDICATOR	CLEAR	AMBER	400	12V	ECE	060130



380 Series - SURFACE COMBINATION

SLIMLINE STRIP LAMPS

Revitalise your rear end with a streamlined lamp that mounts easily on the surface. Its slim design and ECE approval ensure efficient, dependable illumination for any vehicle application.



404 x 46 x 17mm | SCREW MOUNT



CLICK OR SCAN
FOR MORE INFO
& ACCESSORIES



PART NUMBER	PKG.	QTY	FUNCTION	LENS CLR.	LED CLR.	CABLE (mm)	VLTG	APPR.	CTA #
380BST112	BLISTER	1	STOP/TAIL/INDICATOR	<input type="checkbox"/> CLEAR	<input checked="" type="checkbox"/> AMBER/RED	400	12V	ECE	060050



380 Series - SURFACE SINGLE

SLIMLINE STRIP LAMPS

Illuminate the rear with a slim surface-mount lamp. ADR-approved and built for durability, it delivers dependable, high-visibility performance in a low-profile package.



404 x 46 x 17mm | SCREW MOUNT



CLICK OR SCAN
FOR MORE INFO
& ACCESSORIES



PART NUMBER	PKG.	QTY	FUNCTION	LENS CLR.	LED CLR.	CABLE (mm)	VLTG	APPR.	CTA #
380CA12	BLISTER	1	REAR INDICATOR	<input type="checkbox"/> CLEAR	<input checked="" type="checkbox"/> AMBER	400	12V	ADR	060129
380CCA12	BLISTER	1	REAR INDICATOR	<input type="checkbox"/> CLEAR	<input checked="" type="checkbox"/> AMBER	400	12V	ADR	060129
380CCR12	BLISTER	1	REAR INDICATOR	<input type="checkbox"/> CLEAR	<input checked="" type="checkbox"/> RED	400	12V	ADR	060129
380CR12	BLISTER	1	STOP/TAIL	<input checked="" type="checkbox"/> RED	<input checked="" type="checkbox"/> RED	400	12V	ADR	060129



380 Series - SURFACE DOUBLE

COMBINATION LAMPS

Simplify installation with a twin-lamp solution that provides robust rear signalling. With a sleek, low-profile design and ADR approval, it delivers effective stop/tail/indicator lighting for enhanced safety.



428 x 97 x 22mm | SCREW MOUNT



CLICK OR SCAN
FOR MORE INFO
& ACCESSORIES



PART NUMBER	PKG.	QTY	FUNCTION	LENS CLR.	LED CLR.	CABLE (mm)	VLTG	APPR.	CTA #
380BAR12	BLISTER	1	STOP/TAIL/INDICATOR	AMBER/RED	AMBER/RED	400	12V	ADR	060045



530 Series

SLIMLINE LOW PROFILE DESIGN

Measuring 530mm in length, this slim, surface-mounted lamp is engineered for high-performance rear lighting. ADR approved for Australian roads, it offers reliable illumination in any condition.



530 x 25 x 10mm | SCREW MOUNT



CLICK OR SCAN
FOR MORE INFO
& ACCESSORIES



PART NUMBER	PKG.	QTY	FUNCTION	LENS CLR.	LED CLR.	CABLE (mm)	VLTG	APPR.	CTA #
530A12	BLISTER	1	REAR INDICATOR	AMBER	AMBER	300	12V	ADR	049764
530AR12	BLISTER	1	STOP/TAIL/INDICATOR	CLEAR	AMBER/RED	300	12V	ADR	060161
530AR12B	BOX	1	STOP/TAIL/INDICATOR	CLEAR	AMBER/RED	300	12V	ADR	060161
530R12	BLISTER	1	STOP/TAIL	RED	RED	300	12V	ADR	049766
530RC12B	BOX	1	STOP/TAIL	CLEAR	RED	300	12V	ADR	049766
530W12	BLISTER	1	REVERSE	CLEAR	WHITE	300	12V	ADR	049765



100 Series

20 YEARS IN PRODUCTION

Combine reliability with timeless design in these classic rear signal lamps. Built to deliver dependable performance and road compliance, they are a trusted solution for trailers and vehicles.



CLICK OR SCAN
FOR MORE INFO
& ACCESSORIES



122 x 122 x 31mm | BOLT MOUNT

PART NUMBER	PKG.	QTY	FUNCTION	LENS CLR.	LED CLR.	CABLE (mm)	VLTG	APPR.	CTA #
100ARM	BLISTER	1	STOP/TAIL/INDICATOR/REFLECTOR	AMBER/RED	AMBER/RED	400	12-24V	ADR	060109
100BAR	BOX	1	STOP/TAIL/INDICATOR/REFLECTOR	AMBER/RED	AMBER/RED	400	12V	ADR	060142
100BAR2	BLISTER	2	STOP/TAIL/INDICATOR/REFLECTOR	AMBER/RED	AMBER/RED	400	12V	ADR	060142



100 Series - SINGLE LENS

20 YEARS IN PRODUCTION

Exude a refined aesthetic with a single-lens lamp featuring a classic square design. ADR approved for Australian roads, it ensures both style and dependable performance with minimal upkeep.



CLICK OR SCAN
FOR MORE INFO
& ACCESSORIES



100 x 100 x 28mm | BRACKET MOUNT

PART NUMBER	PKG.	QTY	FUNCTION	LENS CLR.	LED CLR.	CABLE (mm)	VLTG	APPR.	CTA #
100WMB	POLYBAG	1	REVERSE	CLEAR	WHITE	400	12-24V	ADR	060221



100 Series - SINGLE

20 YEARS IN PRODUCTION

Maintain your vehicle's original charm with a timeless rear lamp that offers reliable signalling. Fully ADR approved, it provides a durable lighting solution that meets road standards.



CLICK OR SCAN
FOR MORE INFO
& ACCESSORIES



122 x 122 x 31mm | BOLT/SCREW MOUNT

PART NUMBER	PKG.	QTY	FUNCTION	LENS CLR.	LED CLR.	CABLE (mm)	VLTG	APPR.	CTA #
100A	BOX	1	REAR INDICATOR	AMBER	AMBER	400	12V	ADR	060221
100AM	BLISTER	1	REAR INDICATOR	AMBER	AMBER	400	12-24V	ADR	060221
100BSTIM	BLISTER	1	STOP/TAIL/INDICATOR	AMBER/RED	AMBER/RED	400	12-24V	ADR	060218
100R	BOX	1	STOP/TAIL	RED	RED	400	12V	ADR	060221
100RM	BLISTER	1	STOP/TAIL	RED	RED	400	12-24V	ADR	060221
100WM	BLISTER	1	REVERSE	CLEAR	WHITE	400	12-24V	ADR	060221

REAR SIGNAL



100 Series - TRIPLE

20 YEARS IN PRODUCTION

Elevate your rear lighting with a versatile triple-lamp configuration featuring individual clip-in lenses for easy maintenance. ADR approved for Australian roads, it delivers robust, multi-functional illumination.



CLICK OR SCAN
FOR MORE INFO
& ACCESSORIES



350 x 120 x 31mm | BOLT/SCREW MOUNT

PART NUMBER	PKG.	QTY	FUNCTION	LENS CLR.	LED CLR.	CABLE (mm)	VLTG	APPR.	CTA #
100BARRM	BLISTER	1	STOP/TAIL/INDICATOR	AMBER/RED	AMBER/RED	400	12-24V	ADR	060221
100BARWM	BLISTER	1	STOP/TAIL/INDICATOR/REVERSE	AMBER/RED/CLEAR	AMBER/RED/WHITE	400	12-24V	ADR	060221



101 Series

20 YEARS IN PRODUCTION

Boost your trailer's safety with a cost-effective stop/tail and indicator lamp featuring a built-in reflector. Operating at 12V and ECE Road Approved, it delivers reliable, efficient performance.



CLICK OR SCAN
FOR MORE INFO
& ACCESSORIES



100 x 100 x 22mm | BOLT MOUNT

PART NUMBER	PKG.	QTY	FUNCTION	LENS CLR.	LED CLR.	CABLE (mm)	VLTG	APPR.	CTA #
101BAR	BOX	1	STOP/TAIL/INDICATOR/REFLECTOR	AMBER/RED	AMBER/RED	400	12V	ECE	060139
101BAR2	BLISTER	2	STOP/TAIL/INDICATOR/REFLECTOR	AMBER/RED	AMBER/RED	400	12V	ECE	060139



125 Series - SINGLE

LARGE VEHICLE/TRAILER

Preserve a timeless look with a single-function rear lamp featuring a square design and clip-in replaceable lenses. ADR approved for dependable performance and easy maintenance.



CLICK OR SCAN
FOR MORE INFO
& ACCESSORIES



147 x 147 x 31mm | BRACKET MOUNT

PART NUMBER	PKG.	QTY	FUNCTION	LENS CLR.	LED CLR.	CABLE (mm)	VLTG	APPR.	CTA #
125AM	BLISTER	1	REAR INDICATOR	AMBER	AMBER	400	12-24V	ADR	060220
125RM	BLISTER	1	STOP/TAIL	RED	RED	400	12-24V	ADR	060220
125WM	BLISTER	1	REVERSE	CLEAR	WHITE	400	12-24V	ADR	060220



125 Series - DOUBLE

LARGE VEHICLE/TRAILER

Experience adaptable rear lighting with a dual-lamp solution that offers individual lens replacement for hassle-free upkeep. IP67 rated and ADR approved, it provides robust, reliable illumination.



CLICK OR SCAN
FOR MORE INFO
& ACCESSORIES



340 x 200 x 60mm | BOLT MOUNT



PART NUMBER	PKG.	QTY	FUNCTION	LENS CLR.	LED CLR.	CABLE (mm)	VLTG	APPR.	CTA #
125BARML	BOX	1	STOP/TAIL/INDICATOR/REFLECTOR	AMBER/RED	AMBER/RED	400	12-24V	ADR	060220/056
125BARMR	BOX	1	STOP/TAIL/INDICATOR/REFLECTOR	AMBER/RED	AMBER/RED	400	12-24V	ADR	060220/056

REAR SIGNAL



125 Series - TRIPLE

LARGE VEHICLE/TRAILER

Opt for a triple-lamp configuration that ensures full coverage and simplified maintenance with individual lens replacements. ADR approved and IP67 rated, it guarantees consistent, durable performance.



CLICK OR SCAN
FOR MORE INFO
& ACCESSORIES



435 x 146 x 31mm | BRACKET MOUNT



PART NUMBER	PKG.	QTY	FUNCTION	LENS CLR.	LED CLR.	CABLE (mm)	VLTG	APPR.	CTA #
125BARRM	BLISTER	1	STOP/TAIL/INDICATOR	AMBER/RED	AMBER/RED	400	12-24V	ADR	060220
125BARWM	BLISTER	1	STOP/TAIL/INDICATOR/REVERSE	AMBER/RED/ CLEAR	AMBER/RED/ WHITE	400	12-24V	ADR	060220



149 Series

SMALL TRAILER WITH INBUILT REFLECTOR/LICENCE

Meet diverse road demands with rear signal lamps that comply with European safety standards. Versatile mounting options for both license and signal applications offer exceptional adaptability.



CLICK OR SCAN
FOR MORE INFO
& ACCESSORIES



80 x 150 x 29mm | BOLT MOUNT

PART NUMBER	PKG.	QTY	FUNCTION	LENS CLR.	LED CLR.	CABLE (mm)	VLTG	APPR.	CTA #
149BAR4P	POLYBAG	1	STOP/TAIL/INDICATOR/REFLECTOR	AMBER/RED	AMBER/RED	350 (4-Pin Plug)	12V	ECE	060140
149BARL4P	POLYBAG	1	STOP/TAIL/INDICATOR/REFLECTOR/LICENCE	AMBER/RED	AMBER/RED	350 (4-Pin Plug)	12V	ECE	060140
149BARLP2	BLISTER	2	STOP/TAIL/INDICATOR/REFLECTOR/LICENCE	AMBER/RED	AMBER/RED	350	12V	ECE	060140
149BARLP2/10	BLISTER	2	STOP/TAIL/INDICATOR/REFLECTOR/LICENCE	AMBER/RED	AMBER/RED	10000	12V	ECE	060140
149BARLM4P	POLYBAG	1	STOP/TAIL/INDICATOR/REFLECTOR/LICENCE	AMBER/RED	AMBER/RED	350 (4-Pin Plug)	12-24V	ECE	060140
149BARM4P	POLYBAG	1	STOP/TAIL/INDICATOR/REFLECTOR	AMBER/RED	AMBER/RED	350 (4-Pin Plug)	12-24V	ECE	060140



150 Series

PREMIUM SMALL TRAILER LAMPS

Stand out with a rear signal lamp featuring a distinctive diamond pattern lens for a contemporary look. With ADR approval and a low-profile design, it marries style with dependable performance. Available with Black PCB (150BARB).



CLICK OR SCAN
FOR MORE INFO
& ACCESSORIES



150 x 80 x 24mm | BOLT MOUNT

PART NUMBER	PKG.	QTY	FUNCTION	LENS CLR.	LED CLR.	CABLE (mm)	VLTG	APPR.	CTA #
150ARMB	BOX	1	STOP/TAIL/INDICATOR/REFLECTOR	AMBER/RED	AMBER/RED	400	12-24V	ADR	060294
150BAR	BOX	1	STOP/TAIL/INDICATOR/REFLECTOR	AMBER/RED	AMBER/RED	400	12V	ADR	060113
150BAR2	BLISTER	2	STOP/TAIL/INDICATOR/REFLECTOR	AMBER/RED	AMBER/RED	400	12V	ADR	060113
150BARB	BOX	1	STOP/TAIL/INDICATOR/REFLECTOR	AMBER/RED	AMBER/RED	400	12V	ADR	060113
150ARM	BLISTER	1	STOP/TAIL/INDICATOR/REFLECTOR	AMBER/RED	AMBER/RED	400	12-24V	ADR	060294



151 Series

SMALL TRAILER WITH INBUILT REFLECTOR

Deliver reliable signalling with a low-profile lamp that meets both ADR and ECE standards. IP67 rated for durability in harsh conditions, it ensures consistent performance on Australian and European roads.



CLICK OR SCAN
FOR MORE INFO
& ACCESSORIES



150 x 80 x 22mm | BOLT MOUNT



PART NUMBER	PKG.	QTY	FUNCTION	LENS CLR.	LED CLR.	CABLE (mm)	VLTG	APPR.	CTA #
151BAR	BOX	1	STOP/TAIL/INDICATOR/REFLECTOR	AMBER/RED	AMBER/RED	400	12V	ECE	060147
151BAR2	BLISTER	2	STOP/TAIL/INDICATOR/REFLECTOR	AMBER/RED	AMBER/RED	400	12V	ECE	060147



174 Series

NEW DESIGN REAR SIGNAL LAMPS

Modernise your vehicle with sleek rear signal lamps designed for a minimalistic look. ECE approved and easy to mount, they provide both aesthetic appeal and practical performance.



CLICK OR SCAN
FOR MORE INFO
& ACCESSORIES



175 x 100 x 30mm | BOLT MOUNT



PART NUMBER	PKG.	QTY	FUNCTION	LENS CLR.	LED CLR.	CABLE (mm)	VLTG	APPR.	CTA #
174AMB	BOX	1	REAR INDICATOR	AMBER	AMBER	400	12-24V	ECE	061104
174ARMB	BOX	1	STOP/TAIL/REAR INDICATOR	TINTED	AMBER/RED	400	12-24V	ECE	061108
174RMB	BOX	1	STOP/TAIL	RED	RED	400	12-24V	ECE	061104
174WMB	BOX	1	REVERSE	CLEAR	WHITE	400	12-24V	ECE	061104



200 Series - SINGLE

ORIGINAL DESIGN, 18 YEARS IN PRODUCTION

Ensure clear, reliable signalling with a slimline lamp boasting an original design. ADR approved and IP67 rated, it offers waterproof, dependable performance for safe road use.



200 x 50 x 28mm | BRACKET MOUNT



CLICK OR SCAN
FOR MORE INFO
& ACCESSORIES



PART NUMBER	PKG.	QTY	FUNCTION	LENS CLR.	LED CLR.	CABLE (mm)	VLTG	APPR.	CTA #
200BIRSTME2	BLISTER	2	STOP/TAIL/INDICATOR/REVERSE	CLEAR	AMBER/RED/WHITE	400	12-24V	ECE	060232
200BAM	BLISTER	1	REAR INDICATOR	AMBER	AMBER	400	12-24V	ADR	060095
200BRM	BLISTER	1	STOP/TAIL	RED	RED	400	12-24V	ADR	060095
200BSTIM	BLISTER	1	STOP/TAIL/INDICATOR	AMBER/RED	AMBER/RED	400	12-24V	ADR	060135
200BSTIRMB	BOX	1	STOP/TAIL/INDICATOR/REVERSE	CLEAR	AMBER/RED/WHITE	400	12-24V		
200BWM	BLISTER	1	REVERSE	CLEAR	WHITE	400	12-24V	ADR	060095



200 Series - DOUBLE

ORIGINAL DESIGN, 18 YEARS IN PRODUCTION

Double your rear signalling impact with a dual-lamp solution engineered for durability. ADR approved and IP67 rated for full waterproof protection, these lamps deliver consistent, high-quality illumination.



200 x 92 x 28mm | BRACKET MOUNT



CLICK OR SCAN
FOR MORE INFO
& ACCESSORIES



PART NUMBER	PKG.	QTY	FUNCTION	LENS CLR.	LED CLR.	CABLE (mm)	VLTG	APPR.	CTA #
200BARM	BLISTER	1	STOP/TAIL/INDICATOR	AMBER/RED	AMBER/RED	400	12-24V	ADR	060095



200 Series - TRIPLE

ORIGINAL DESIGN, 18 YEARS IN PRODUCTION

Boost your rear signalling with a triple-lamp configuration that provides full coverage. Fully ADR approved and waterproof, this solution delivers robust performance for diverse vehicle applications.



CLICK OR SCAN
FOR MORE INFO
& ACCESSORIES



200 x 134 x 28mm | BRACKET MOUNT

PART NUMBER	PKG.	QTY	FUNCTION	LENS CLR.	LED CLR.	CABLE (mm)	VLTG	APPR.	CTA #
200BARWM	BLISTER	1	STOP/TAIL/INDICATOR/REVERSE	AMBER/RED/ CLEAR	AMBER/RED/ WHITE	400	12-24V	ADR	060095



201 Series

ORIGINAL DESIGN, 18 YEARS IN PRODUCTION

Refine your vehicle's rear lighting with an innovative design that blends functionality and style. With full ADR approval and waterproof construction, it ensures dependable signalling on the road.



CLICK OR SCAN
FOR MORE INFO
& ACCESSORIES



200 x 50 x 28mm | BRACKET MOUNT

PART NUMBER	PKG.	QTY	FUNCTION	LENS CLR.	LED CLR.	CABLE (mm)	VLTG	APPR.	CTA #
201BSTIM	BLISTER	1	STOP/TAIL/INDICATOR	AMBER/RED	AMBER/RED	400	12-24V	ADR	046885



207 Series

BOAT TRAILER LAMPS WITH LICENCE LAMP

Conquer marine challenges with a rear signal lamp engineered for full submersion. Its plug-in cable kit simplifies installation on trailers, ensuring durable performance in wet conditions while meeting road standards.



CLICK OR SCAN
FOR MORE INFO
& ACCESSORIES



200 x 113 x 28mm | BOLT MOUNT

PART NUMBER	PKG.	QTY	FUNCTION	LENS CLR.	LED CLR.	CABLE (mm)	VLTG	APPR.	CTA #
207BBARLP2	BLISTER	2	STOP/TAIL/INDICATOR/LICENCE	CLEAR	AMBER/RED	400	12V	ADR	061235
207BAR4P	POLYBAG	1	STOP/TAIL/INDICATOR	AMBER/RED	AMBER/RED	400	12V	ADR	037371
207BARL4P	POLYBAG	1	STOP/TAIL/INDICATOR/LICENCE	AMBER/RED	AMBER/RED	400	12V	ADR	037371
207BARLP2	BLISTER	2	STOP/TAIL/INDICATOR/LICENCE	AMBER/RED	AMBER/RED	400	12V	ADR	037371
207BAR9	POLYBAG	1	STOP/TAIL/INDICATOR	AMBER/RED	AMBER/RED	9000	12V	ADR	037371
207BARL9	POLYBAG	1	STOP/TAIL/INDICATOR/LICENCE	AMBER/RED	AMBER/RED	9000	12V	ADR	037371



209 Series

BOAT TRAILER LAMPS WITH LICENCE PLATE LAMP AND INBUILT REFLEX REFLECTORS

Experience extended versatility with a rear signal lamp that supports full submersion and offers an 8 meter cable option. Ideal for watercraft applications, it maintains robust performance and road compliance.



CLICK OR SCAN
FOR MORE INFO
& ACCESSORIES



210 x 110 x 28mm | BOLT MOUNT

PART NUMBER	PKG.	QTY	FUNCTION	LENS CLR.	LED CLR.	CABLE (mm)	VLTG	APPR.	CTA #
209GAR4P	POLYBAG	1	STOP/TAIL/INDICATOR/REFLECTOR	CLEAR	AMBER/RED	400 (4-Pin Plug)	12V	ADR	060158
209GARL4P	POLYBAG	1	STOP/TAIL/INDICATOR/REFLECTOR/ LICENCE	CLEAR	AMBER/RED/ WHITE	400 (4-Pin Plug)	12V	ADR	060158
209GARLP2	BLISTER	2	STOP/TAIL/INDICATOR/REFLECTOR/ LICENCE	CLEAR	AMBER/RED/ WHITE	400	12V	ADR	060158
209GARLP2/8M	BLISTER	2	STOP/TAIL/INDICATOR/REFLECTOR/ LICENCE	CLEAR	AMBER/RED/ WHITE	8000	12V	ADR	060158



210 Series

BULLETPROOF SERIES

Enhance functionality with a rear signal lamp that incorporates an inbuilt licence plate lamp. Fully submersible and ECE approved, it delivers reliable lighting for marine and off-road applications.



CLICK OR SCAN
FOR MORE INFO
& ACCESSORIES



210 x 96 x 24mm | BOLT MOUNT



PART NUMBER	PKG.	QTY	FUNCTION	LENS CLR.	LED CLR.	CABLE (mm)	VLTG	APPR.	CTA #
210BARLP2	BLISTER	2	STOP/TAIL/INDICATOR/ REFLECTOR/LICENCE		AMBER/RED	400	12V	ECE	060242
210BARLP2B	POLYBAG	2	STOP/TAIL/INDICATOR/REFLECTOR/ LICENCE		AMBER/RED	400	12V	ECE	060242
210BARLP2-10M	BLISTER	2	STOP/TAIL/INDICATOR/REFLECTOR/ LICENCE		AMBER/RED	10000	12V	ECE	060242
210BARLP2-10MB	POLYBAG	2	STOP/TAIL/INDICATOR/REFLECTOR/ LICENCE		AMBER/RED	10000	12V	ECE	060242



211 Series

BULLETPROOF SERIES

Improve safety with a lamp featuring an integrated reflex reflector for enhanced visibility. Fully submersible and ECE approved, it's built to withstand wet, challenging conditions for trailers and watercraft.



CLICK OR SCAN
FOR MORE INFO
& ACCESSORIES



100 x 100 x 20mm | BOLT MOUNT



PART NUMBER	PKG.	QTY	FUNCTION	LENS CLR.	LED CLR.	CABLE (mm)	VLTG	APPR.	CTA #
211BAR2	BLISTER	2	STOP/TAIL/INDICATOR/REFLECTOR		AMBER/RED	400	12V	ECE	061105



212 Series

BULLETPROOF SERIES

Maximise rear visibility with a lamp that integrates a reflex reflector. Fully submersible and ECE approved, it offers consistent, reliable performance in marine and off-road settings.



CLICK OR SCAN
FOR MORE INFO
& ACCESSORIES



160 x 90 x 20mm | BOLT MOUNT



PART NUMBER	PKG.	QTY	FUNCTION	LENS CLR.	LED CLR.	CABLE (mm)	VLTG	APPR.	CTA #
212BAR	POLYBAG	1	STOP/TAIL/INDICATOR/REFLECTOR		AMBER/RED	400	12V	ECE	061107
212BAR2	BLISTER	2	STOP/TAIL/INDICATOR/REFLECTOR		AMBER/RED	400	12V	ECE	061107



215 Series

BOAT TRAILER LAMPS WITH LICENCE PLATE LAMP AND INBUILT REFLEX REFLECTOR

Achieve streamlined lighting with a unit that merges a diffused tail function and an inbuilt licence plate lamp. Fully submersible and ideal for marine use, it delivers exceptional performance in harsh environments.



CLICK OR SCAN
FOR MORE INFO
& ACCESSORIES



215 x 105 x 30.5mm | BOLT MOUNT



PART NUMBER	PKG.	QTY	FUNCTION	LENS CLR.	LED CLR.	CABLE (mm)	VLTG	APPR.	CTA #
215ARB	BOX	1	STOP/TAIL/INDICATOR/REFLECTOR	CLEAR	AMBER/RED	400	12V	ADR	060388
215ARLB	BOX	1	STOP/TAIL/INDICATOR/REFLECTOR/ LICENCE	CLEAR	AMBER/RED	400	12V	ADR	060388
215ARLP2	BLISTER	2	STOP/TAIL/INDICATOR/REFLECTOR/ LICENCE	CLEAR	AMBER/RED	400	12V	ADR	060388
215ARLP2B	POLYBAG	2	STOP/TAIL/INDICATOR/REFLECTOR/ LICENCE	CLEAR	AMBER/RED	400	12V	ADR	060388
215ARLP2-10M	BLISTER	2	STOP/TAIL/INDICATOR/REFLECTOR/ LICENCE	CLEAR	AMBER/RED	10000	12V	ADR	060388
215ARLP2-10MB	POLYBAG	2	STOP/TAIL/INDICATOR/REFLECTOR/ LICENCE	CLEAR	AMBER/RED	10000	12V	ADR	060388



216 Series

BOAT TRAILER LAMPS WITH LICENCE PLATE LAMP AND
INBUILT REFLEX REFLECTOR



CLICK OR SCAN
FOR MORE INFO
& ACCESSORIES



215 x 105 x 30.5mm | BOLT MOUNT

PART NUMBER	PKG.	QTY	FUNCTION	LENS CLR.	LED CLR.	CABLE (mm)	VLTG	APPR.	CTA #
216ARLB	POLYBAG	1	STOP/TAIL/INDICATOR/ REFLECTOR/LICENCE	<input type="checkbox"/> CLEAR	<input checked="" type="checkbox"/> AMBER/RED	400	12V	ADR	060355
216ARLP2	BLISTER	2	STOP/TAIL/INDICATOR/REFLECTOR/ LICENCE	<input type="checkbox"/> CLEAR	<input checked="" type="checkbox"/> AMBER/RED	400	12V	ADR	060355
216ARLP2B	POLYBAG	2	STOP/TAIL/INDICATOR/REFLECTOR/ LICENCE	<input type="checkbox"/> CLEAR	<input checked="" type="checkbox"/> AMBER/RED	400	12V	ADR	060355
216ARLP2-10M	BLISTER	2	STOP/TAIL/INDICATOR/REFLECTOR/ LICENCE	<input type="checkbox"/> CLEAR	<input checked="" type="checkbox"/> AMBER/RED	10000	12V	ADR	060355

REAR SIGNAL



223 Series

EASY MOUNT MULTI-FIT DESIGN

Enjoy hassle-free mounting with a rear signal lamp that features
an integrated reflex reflector. Fully submersible and ADR approved,
it stands up to tough conditions, providing dependable road
performance.



CLICK OR SCAN
FOR MORE INFO
& ACCESSORIES



223 x 96 x 25mm | SCREW MOUNT

PART NUMBER	PKG.	QTY	FUNCTION	LENS CLR.	LED CLR.	CABLE (mm)	VLTG	APPR.	CTA #
223BARM2	BLISTER	2	STOP/TAIL/INDICATOR/REFLECTOR	<input checked="" type="checkbox"/> AMBER/RED	<input checked="" type="checkbox"/> AMBER/RED	300	12-24V	ADR	060222



250 Series

SMALL TRAY WITH INBUILT REFLECTOR

Stand out with a distinctive diamond lens pattern that diffuses light evenly. ECE approved and compatible with 12-24V systems, these lamps deliver consistent, high-quality rear lighting for a range of vehicles.



CLICK OR SCAN
FOR MORE INFO
& ACCESSORIES



250 x 80 x 24mm | BOLT MOUNT

PART NUMBER	PKG.	QTY	FUNCTION	LENS CLR.	LED CLR.	CABLE (mm)	VLTG	APPR.	CTA #
250ARWM	BLISTER	1	STOP/TAI/INDICATOR/REVERSE/REFLECTOR	AMBER/RED/CLEAR	AMBER/RED/WHITE	400	12-24V	ECE	060163



275 Series

SMALL TRAY TRUCK

Ensure dependable signalling with lamps that meet both ECE and ADR standards. With versatile compatibility for 12V and 12-24V systems and an IP67 rating, they offer robust performance across diverse road conditions.



CLICK OR SCAN
FOR MORE INFO
& ACCESSORIES



275 x 100 x 22mm | BOLT MOUNT

PART NUMBER	PKG.	QTY	FUNCTION	LENS CLR.	LED CLR.	CABLE (mm)	VLTG	APPR.	CTA #
275ARM	BLISTER	1	STOP/TAI/INDICATOR/REFLECTOR	AMBER/RED	AMBER/RED	400	12-24V	ADR	060146
275ARW	BLISTER	1	STOP/TAI/INDICATOR/REVERSE	AMBER/RED/CLEAR	AMBER/RED/WHITE	300	12V	ECE	060145
275ARWB	POLYBAG	1	STOP/TAI/INDICATOR/REVERSE	AMBER/RED/CLEAR	AMBER/RED/WHITE	300	12V	ECE	060145
275ARWM	BLISTER	1	STOP/TAI/INDICATOR/REVERSE	AMBER/RED/CLEAR	AMBER/RED/WHITE	300	12-24V	ECE	060145
275ARWMB	BOX	1	STOP/TAI/INDICATOR/REVERSE	AMBER/RED/CLEAR	AMBER/RED/WHITE	300	12-24V	ECE	060145
275AR	BLISTER	1	STOP/TAI/INDICATOR/REFLECTOR	AMBER/RED	AMBER/RED	280	12V	ADR	060141
275MAR	BLISTER	1	STOP/TAI/INDICATOR/REFLECTOR	AMBER/RED	AMBER/RED	280	12-24V	ADR	060141



275G Series

SMALL TRAY TRUCK WITH INBUILT REFLEX REFLECTOR

Maximise visibility with high-brightness LED lamps engineered for tough environments. ADR approved and IP67 rated, they provide reliable, waterproof lighting designed for maximum impact.



CLICK OR SCAN
FOR MORE INFO
& ACCESSORIES



275 x 100 x 33mm | BOLT MOUNT



PART NUMBER	PKG.	QTY	FUNCTION	LENS CLR.	LED CLR.	CABLE (mm)	VLTG	APPR.	CTA #
275GARWM	BLISTER	1	STOP/TAIL/INDICATOR/REVERSE/ REFLECTOR	AMBER/RED/ CLEAR	AMBER/RED/ WHITE	200	12-24V	ADR	060144



280 Series - SINGLE

SMALL TRAY/TRAILER OR TRUCK

Achieve flexible, high-visibility rear lighting with individually mountable lamps that are ECE approved and IP67 rated. Ideal for vehicles requiring adaptable solutions, they meet European road standards for dependable performance.



CLICK OR SCAN
FOR MORE INFO
& ACCESSORIES



91 x 91 x 20mm | SCREW MOUNT



PART NUMBER	PKG.	QTY	FUNCTION	LENS CLR.	LED CLR.	CABLE (mm)	VLTG	APPR.	CTA #
280AM	BLISTER	1	REAR INDICATOR	AMBER	AMBER	100	12-24V	ECE	060088
280RM	BLISTER	1	STOP/TAIL	RED	RED	100	12-24V	ECE	060088
280WM	BLISTER	1	REVERSE	CLEAR	WHITE	100	12-24V	ECE	060088



280 Series - DOUBLE

SMALL TRAY/TRAILER OR TRUCK

Boost rear signalling with a dual-lamp solution that offers high-brightness LEDs and individual lens replacement for easy maintenance. With an IP67 rating, these lamps are built to withstand harsh weather while delivering robust performance.



CLICK OR SCAN
FOR MORE INFO
& ACCESSORIES



190 x 95 x 28mm | BOLT MOUNT

PART NUMBER	PKG.	QTY	FUNCTION	LENS CLR.	LED CLR.	CABLE (mm)	VLTG	APPR.	CTA #
280ARM	BLISTER	1	STOP/TAIL/INDICATOR	AMBER/RED	AMBER/RED	400	12-24V	ECE	060088
280RWM	BLISTER	1	STOP/TAIL/REVERSE	RED/CLEAR	RED/WHITE	400	12-24V	ECE	060088



280 Series - TRIPLE

SMALL TRAY/TRAILER OR TRUCK

Maximise coverage with a compact, mini jumbo design that is ECE approved and IP67 rated. This triple-lamp configuration offers enduring durability and optimal performance for modern vehicle lighting needs.



CLICK OR SCAN
FOR MORE INFO
& ACCESSORIES



282 x 95 x 28mm | BOLT MOUNT

PART NUMBER	PKG.	QTY	FUNCTION	LENS CLR.	LED CLR.	CABLE (mm)	VLTG	APPR.	CTA #
280ARWM	BLISTER	1	STOP/TAIL/INDICATOR/REVERSE	AMBER/RED/CLEAR	AMBER/RED/WHITE	1200	12-24V	ECE	060088
280ARWMB	BOX	1	STOP/TAIL/INDICATOR/REVERSE	AMBER/RED/CLEAR	AMBER/RED/WHITE	1200	12-24V	ECE	060088
280ARRM	BLISTER	1	STOP/TAIL/INDICATOR	AMBER/RED	AMBER/RED	1200	12-24V	ECE	060088
280ARRMB	BOX	1	STOP/TAIL/INDICATOR	AMBER/RED	AMBER/RED	1200	12-24V	ECE	060088
280TARWM	BLISTER	1	STOP/TAIL/INDICATOR/REVERSE	TINTED	AMBER/RED/WHITE	1200	12-24V	ECE	060088



282 Series

ONE PIECE DIAMOND LENS PATTERN DESIGN

Elevate rear lighting with a modern square combination design that meets both ADR and ECE standards. IP67 rated for durability, these lamps provide high-quality performance with a contemporary look for modern automotive applications.



284 x 100 x 27mm | BOLT MOUNT



CLICK OR SCAN
FOR MORE INFO
& ACCESSORIES



PART NUMBER	PKG.	QTY	FUNCTION	LENS CLR.	LED CLR.	CABLE (mm)	VLTG	APPR.	CTA #
282ARRM	BLISTER	1	STOP/TAIL/INDICATOR	AMBER/RED	AMBER/RED	200	12-24V	ADR	047015
282ARRMB	BOX	1	STOP/TAIL/INDICATOR	AMBER/RED	AMBER/RED	200	12-24V	ADR	047015
282ARWM	BLISTER	1	STOP/TAIL/INDICATOR/REVERSE	AMBER/RED/ CLEAR	AMBER/RED/ WHITE	200	12-24V	ECE	060094
282ARWMB	BOX	1	STOP/TAIL/INDICATOR/REVERSE	AMBER/RED/ CLEAR	AMBER/RED/ WHITE	200	12-24V	ECE	060094



283 Series

BOLT OR SCREW MOUNTING OPTIONS WITH INBUILT REFLEX REFLECTORS

Simplify installation with a rear lamp that offers screw or bolt mounting and a removable bracket. Its horizontal design is ADR approved, delivering a rugged and reliable lighting solution with ease of installation.



283 x 100 x 25mm | BOLT/SCREW MOUNT



CLICK OR SCAN
FOR MORE INFO
& ACCESSORIES



PART NUMBER	PKG.	QTY	FUNCTION	LENS CLR.	LED CLR.	CABLE (mm)	VLTG	APPR.	CTA #
283ARR12B	POLYBAG	1	STOP/TAIL/INDICATOR/REFLECTOR	AMBER/RED	AMBER/RED	300	12V	ADR	060187
283ARRM	BLISTER	1	STOP/TAIL/INDICATOR/REFLECTOR	AMBER/RED	AMBER/RED	300	12-24V	ADR	060187
283ARWM	BLISTER	1	STOP/TAIL/INDICATOR/REVERSE/ REFLECTOR	AMBER/RED/ CLEAR	AMBER/RED/ WHITE	300	12-24V	ADR	060187



284 Series

SMALL TRAY & TRUCK SERIES

Make a statement with a contemporary design that delivers enhanced visibility through an integrated reflex reflector and sequential indicator. Engineered for reliable, road-ready performance, these lamps offer a sleek, modern aesthetic that elevates safety without compromising style.



CLICK OR SCAN
FOR MORE INFO
& ACCESSORIES



284 x 100 x 37mm | BOLT MOUNT

PART NUMBER	PKG.	QTY	FUNCTION	LENS CLR.	LED CLR.	CABLE (mm)	VLTG	APPR.	CTA #
284ARWM-2	BLISTER	2	STOP/TAIL/INDICATOR/REVERSE/REFLECTOR	AMBER/RED/CLEAR	AMBER/RED/WHITE	280	12-24V	ECE	060237
284ARWMLB	BOX	1	STOP/TAIL/INDICATOR/REVERSE/REFLECTOR	AMBER/RED/CLEAR	AMBER/RED/WHITE	280	12-24V	ECE	060237
284ARWMRB	BOX	1	STOP/TAIL/INDICATOR/REVERSE/REFLECTOR	AMBER/RED/CLEAR	AMBER/RED/WHITE	280	12-24V	ECE	060237



310 Series

RETROFIT LOW PROFILE SURFACE MOUNT

Revitalise retrofit applications with stop/tail/indicator/reflector lamps that boast a low-profile surface mount design and integrated reflex reflector. ADR approved, they offer streamlined, dependable lighting for modern vehicles.



CLICK OR SCAN
FOR MORE INFO
& ACCESSORIES



310 x 105 x 22mm | SCREW MOUNT

PART NUMBER	PKG.	QTY	FUNCTION	LENS CLR.	LED CLR.	CABLE (mm)	VLTG	APPR.	CTA #
310ARR12B	BOX	1	STOP/TAIL/INDICATOR/REFLECTOR	AMBER/RED	AMBER/RED	400	12V	ADR	060012
310ARW12-2	BLISTER	2	STOP/TAIL/INDICATOR/REVERSE/REFLECTOR	AMBER/RED/CLEAR	AMBER/RED/WHITE	400	12V	ADR	060013
310ARWM-2	BLISTER	2	STOP/TAIL/INDICATOR/REVERSE/REFLECTOR	AMBER/RED/CLEAR	AMBER/RED/WHITE	400	12-24V	ADR	060013



355 Series

SMALL TRAY & TRUCK SERIES

Infuse your vehicle with dynamic signalling using a modern stop/tail/indicator/reflector lamp featuring sequential indicators. ECE approved for superior performance and style, it adds a sophisticated touch to your rear lighting.



CLICK OR SCAN
FOR MORE INFO
& ACCESSORIES



356 x 86 x 35mm | BOLT MOUNT

PART NUMBER	PKG.	QTY	FUNCTION	LENS CLR.	LED CLR.	CABLE (mm)	VLTG	APPR.	CTA #
355ARWM-2	BLISTER	2	STOP/TAIL/INDICATOR/REVERSE/REFLECTOR	RED/CLEAR	AMBER/RED/WHITE	300	12-24V	ECE	060143
355BARWM-2	BLISTER	2	STOP/TAIL/INDICATOR/REVERSE/REFLECTOR	RED/TINTED	AMBER/RED/WHITE	300	12-24V	ECE	060143



385 Series

MEDIUM TRUCK & TRAILER

Set the standard with these original combination signal lamps that feature a diffused tail function and sequential indicator. They remain a benchmark for high-performance, stylish vehicle lighting.



CLICK OR SCAN
FOR MORE INFO
& ACCESSORIES



387 x 105 x 30.5mm | SCREW MOUNT

PART NUMBER	PKG.	QTY	FUNCTION	LENS CLR.	LED CLR.	CABLE (mm)	VLTG	APPR.	CTA #
385ARRMB	BOX	1	STOP/TAIL/INDICATOR/REVERSE	RED/CLEAR	AMBER/RED	400	12-24V	ECE	060105
385ARWM-2	BLISTER	2	STOP/TAIL/INDICATOR/REVERSE	RED/CLEAR	AMBER/RED/WHITE	400	12-24V	ECE	060132



385 Series - NON SEQUENTIAL

MEDIUM TRUCK & TRAILER

Forge ahead with combination signal lamps that deliver a smooth diffused tail function alongside a dependable, non-sequential indicator. Engineered for consistent performance and sleek aesthetics, they provide reliable lighting that enhances both safety and style.



CLICK OR SCAN
FOR MORE INFO
& ACCESSORIES



387 x 105 x 30.5mm | SCREW MOUNT

PART NUMBER	PKG.	QTY	FUNCTION	LENS CLR.	LED CLR.	CABLE (mm)	VLTG	APPR.	CTA #
385ARRMNSB	BOX	1	STOP/TAIL/INDICATOR/REVERSE	RED/CLEAR	AMBER/RED	400	12-24V	ECE	060105



3851 Series

CIRCULAR DESIGN

Optimised for Australian utes and 4x4s, these rear combination lamps incorporate an inbuilt reflex reflector to boost visibility while delivering a premium, modern aesthetic.



CLICK OR SCAN
FOR MORE INFO
& ACCESSORIES



387 x 105 x 30.5mm | SCREW MOUNT

PART NUMBER	PKG.	QTY	FUNCTION	LENS CLR.	LED CLR.	CABLE (mm)	VLTG	APPR.	CTA #
3851ARWM-2	BLISTER	2	STOP/TAIL/INDICATOR/REVERSE/ REFLECTOR	CLEAR	AMBER/RED/ WHITE	400	12-24V	ECE	060282



3852 Series

DIFFUSED TAIL LIGHT

Experience a fresh take on rear signalling with a diffused tail function that enhances light distribution. Perfect for Australian vehicles, these lamps offer superior style and enhanced visibility.



CLICK OR SCAN
FOR MORE INFO
& ACCESSORIES



387 x 105 x 30.5mm | SCREW MOUNT

PART NUMBER	PKG.	QTY	FUNCTION	LENS CLR.	LED CLR.	CABLE (mm)	VLTG	APPR.	CTA #
3852ARWM-2	BLISTER	2	STOP/TAIL/INDICATOR/REVERSE	RED/CLEAR	AMBER/RED/WHITE	400	12-24V	ADR	060154



3853 Series

RED CHROME SEQUENTIAL

Embody boldness with a modern red-chrome finish that complements a diffused tail function and sequential indicators. Engineered for Australian utes and 4x4s, these lamps combine striking design with reliable performance.



CLICK OR SCAN
FOR MORE INFO
& ACCESSORIES



387 x 105 x 30.5mm | SCREW MOUNT


PART NUMBER	PKG.	QTY	FUNCTION	LENS CLR.	LED CLR.	CABLE (mm)	VLTG	APPR.	CTA #
3853ARWM-2	BLISTER	2	STOP/TAIL/INDICATOR/REVERSE	RED/CLEAR	AMBER/RED/WHITE	400	12-24V	ECE	060020



3854 Series

BLACK CHROME SEQUENTIAL

Merge functionality and modern appeal with a lamp that integrates a diffused tail function with sequential indicators. Tailored for Australian vehicles, it ensures dynamic signalling and outstanding road safety.



CLICK OR SCAN
FOR MORE INFO
& ACCESSORIES



387 x 105 x 30.5mm | SCREW MOUNT



PART NUMBER	PKG.	QTY	FUNCTION	LENS CLR.	LED CLR.	CABLE (mm)	VLTG	APPR.	CTA #
38541ARWM-2	BLISTER	2	STOP/TAIL/INDICATOR/REVERSE	WHITE/CLEAR	AMBER/RED/WHITE	400	12-24V	ECE	060016
3854ARRM-2	BLISTER	2	STOP/TAIL/INDICATOR	RED/CLEAR	AMBER/RED	400	12-24V	ECE	060046
3854ARRMB	BOX	1	STOP/TAIL/INDICATOR	RED/CLEAR	AMBER/RED	400	12-24V	ECE	060046
3854ARWM-2	BLISTER	2	STOP/TAIL/INDICATOR/REVERSE	RED/CLEAR	AMBER/RED/WHITE	400	12-24V	ECE	060016



3855 Series

DIFFUSED TAIL LIGHT DESIGNS

Add a refined edge to your vehicle's rear lighting with a lamp boasting a modern tinted-chrome finish and diffused tail function. These lamps deliver stylish, dependable signalling for Australian roadways.



CLICK OR SCAN
FOR MORE INFO
& ACCESSORIES



387 x 105 x 30.5mm | SCREW MOUNT




PART NUMBER	PKG.	QTY	FUNCTION	LENS CLR.	LED CLR.	CABLE (mm)	VLTG	APPR.	CTA #
3855ARWM-2	BLISTER	2	STOP/TAIL/INDICATOR/REVERSE	WHITE/CLEAR	AMBER/RED/WHITE	400	12-24V	ECE	060120



3856 Series

DIFFUSED TAIL LIGHT, ANGLED DESIGN

Achieve a distinctive look with a lamp featuring a checker-plate inner chrome design paired with a diffused tail function. ECE/ADR approved and built for Australian utes and 4x4s, it offers unique style and reliable performance.



CLICK OR SCAN
FOR MORE INFO
& ACCESSORIES



387 x 105 x 30.5mm | SCREW MOUNT

PART NUMBER	PKG.	QTY	FUNCTION	LENS CLR.	LED CLR.	CABLE (mm)	VLTG	APPR.	CTA #
3856ARRLB	POLYBAG	1	STOP/TAIL/INDICATOR	RED/CLEAR	AMBER/RED	400	12-24V	ADR	061106
3856ARRRB	POLYBAG	1	STOP/TAIL/INDICATOR	RED/CLEAR	AMBER/RED	400	12-24V	ADR	061106
3856ARWM-2	BLISTER	2	STOP/TAIL/INDICATOR/REVERSE	WHITE/CLEAR	AMBER/RED/WHITE	400	12-24V	ECE	060365



407 Series

SCREW MOUNT, TRUCK, TRAILER OR CARAVAN

Refresh your vehicle's rear with a sleek, modern design that incorporates a surface screw mount for effortless installation. Perfect for trucks, trailers, and caravans, these lamps provide consistent, high-quality illumination.



CLICK OR SCAN
FOR MORE INFO
& ACCESSORIES



407 x 147 x 35mm | SCREW MOUNT

PART NUMBER	PKG.	QTY	FUNCTION	LENS CLR.	LED CLR.	CABLE (mm)	VLTG	APPR.	CTA #
407BARR	BOX	1	STOP/TAIL/INDICATOR	AMBER/RED	AMBER/RED	300	12-24V	ADR	060026
407BARRC	BOX	1	STOP/TAIL/INDICATOR	CLEAR	AMBER/RED	300	12-24V	ADR	060027
407BARWM-2	BLISTER	2	STOP/TAIL/INDICATOR/REVERSE	AMBER/RED/CLEAR	AMBER/RED/WHITE	300	12-24V	ADR	060150



420 Series

SMALL TRAY/TRAILER OR TRUCK

Embrace a retro yet efficient lighting solution with stop/tail/indicator/reverse lamps featuring a mini classic Jumbo design. ECE approved for compliance and style, they deliver compact, reliable lighting for today's road.



420 x 95 x 28mm | BOLT MOUNT



CLICK OR SCAN
FOR MORE INFO
& ACCESSORIES



PART NUMBER	PKG.	QTY	FUNCTION	LENS CLR.	LED CLR.	CABLE (mm)	VLTG	APPR.	CTA #
420ARRWM2	BLISTER	2	STOP/TAIL/INDICATOR/REVERSE	AMBER/RED/CLEAR	AMBER/RED/WHITE	1200	12-24V	ECE	060088



460 Series - SINGLE

MEDIUM JUMBO WITH INBUILT REFLECTOR

Boost rear safety with a single-function lamp that includes an integrated reflex reflector and individual mounting. Fully ECE approved, it delivers dependable, classic lighting for secure road use.



148 x 122 x 40mm | SCREW MOUNT



CLICK OR SCAN
FOR MORE INFO
& ACCESSORIES



PART NUMBER	PKG.	QTY	FUNCTION	LENS CLR.	LED CLR.	CABLE (mm)	VLTG	APPR.	CTA #
460AM	BLISTER	1	REAR INDICATOR/REFLECTOR	AMBER	AMBER	100	12-24V	ECE	060089
460RM	BLISTER	1	STOP/TAIL/REFLECTOR	RED	RED	100	12-24V	ECE	060089
460WM	BLISTER	1	REVERSE/REFLECTOR	CLEAR	WHITE	100	12-24V	ECE	060089



460 Series - TRIPLE

MEDIUM JUMBO WITH INBUILT REFLECTOR

For comprehensive rear illumination, opt for a triple-function lamp featuring a medium Jumbo design with classic truck aesthetics. ECE approved, it offers versatile and robust performance.



CLICK OR SCAN
FOR MORE INFO
& ACCESSORIES



460 x 130 x 33mm | BOLT MOUNT



PART NUMBER	PKG.	QTY	FUNCTION	LENS CLR.	LED CLR.	CABLE (mm)	VLTG	APPR.	CTA #
460ARRM	BLISTER	1	STOP/TAIL/INDICATOR/REFLECTOR	AMBER/RED	AMBER/RED	1200	12-24V	ECE	060089
460ARWM	BLISTER	1	STOP/TAIL/INDICATOR/REVERSE/REFLECTOR	AMBER/RED/CLEAR	AMBER/RED/WHITE	1200	12-24V	ECE	060089
460ARWMB	BOX	1	STOP/TAIL/INDICATOR/REVERSE/REFLECTOR	AMBER/RED/CLEAR	AMBER/RED/WHITE	1200	12-24V	ECE	060089



520 Series

LARGE TRUCK & TRAILER SERIES

Elevate your vehicle's rear signalling with a modern, multi-functional lamp that delivers clear, dependable lighting. ECE approved for reliable operation, it combines style with practicality.



CLICK OR SCAN
FOR MORE INFO
& ACCESSORIES



520 x 141 x 28.5mm | SCREW MOUNT



PART NUMBER	PKG.	QTY	FUNCTION	LENS CLR.	LED CLR.	CABLE (mm)	VLTG	APPR.	CTA #
520ARRMB	BOX	1	STOP/TAIL/INDICATOR	RED/CLEAR	AMBER/RED	400	12-24V	ECE	060110
520ARWM-2	BLISTER	2	STOP/TAIL/INDICATOR/REVERSE	RED/CLEAR	AMBER/RED/WHITE	400	12-24V	ECE	060103



520 Series - NON SEQUENTIAL

LARGE TRUCK & TRAILER SERIES

Elevate your vehicle's rear lighting with combination lamps that deliver a soft, diffused tail light alongside crisp, non-sequential indicators. Designed for both style and high performance, they set the benchmark for dependable, eye-catching illumination.



CLICK OR SCAN
FOR MORE INFO
& ACCESSORIES



520 x 141 x 28.5mm | SCREW MOUNT

PART NUMBER	PKG.	QTY	FUNCTION	LENS CLR.	LED CLR.	CABLE (mm)	VLTG	APPR.	CTA #
520ARRMNSB	BOX	1	STOP/TAIL/INDICATOR	RED/CLEAR	AMBER/RED	400	12-24V	ECE	061817



5543 Series

AMERICAN STYLE DESIGN

Add American flair with a round, single-function lamp featuring a chrome bezel. Australia Road Approved for performance, it merges classic design with modern dependability.



CLICK OR SCAN
FOR MORE INFO
& ACCESSORIES



144 x 144 x 22mm | SCREW MOUNT


PART NUMBER	PKG.	QTY	FUNCTION	LENS CLR.	LED CLR.	CABLE (mm)	VLTG	APPR.	CTA #
5543AM	BLISTER	1	REAR INDICATOR	AMBER	AMBER	200	12-24V	ADR	060244
5543RM	BLISTER	1	STOP/TAIL	RED	RED	200	12-24V	ADR	060270
5543W	BLISTER	1	REVERSE	CLEAR	WHITE	200	12V		



595 Series - SINGLE

INBUILT REFLEX REFLECTOR AND DIFFUSED TAIL

Achieve consistent rear lighting with a single-function lamp that utilises a diffused tail function and inbuilt reflex reflector. ECE approved for reliable, high-quality illumination.



CLICK OR SCAN
FOR MORE INFO
& ACCESSORIES



193 x 123 x 26mm | SCREW MOUNT

PART NUMBER	PKG.	QTY	FUNCTION	LENS CLR.	LED CLR.	CABLE (mm)	VLTG	APPR.	CTA #
595AM	BLISTER	1	INDICATOR/TAIL/REFLECTOR	AMBER/RED	AMBER/RED	150	12-24V	ECE	060248
595RM	BLISTER	1	STOP/TAIL/REFLECTOR	RED	RED	150	12-24V	ECE	060249
595WM	BLISTER	1	REVERSE/TAIL/REFLECTOR	RED/CLEAR	WHITE/RED	150	12-24V	ECE	060247
595CAM	BLISTER	1	INDICATOR/TAIL/REFLECTOR	RED/CLEAR	AMBER/RED	150	12-24V	ECE	060248
595CRM	BLISTER	1	STOP/TAIL/REFLECTOR	RED/CLEAR	RED	150	12-24V	ECE	060249
595CWM	BLISTER	1	REVERSE/TAIL/REFLECTOR	RED/CLEAR	WHITE/RED	150	12-24V	ECE	060247


REAR SIGNAL



595 Series - TRIPLE

INBUILT REFLEX REFLECTOR AND DIFFUSED TAIL

Opt for a triple-function configuration that combines diffused tail lighting with integrated reflex reflectors. ECE approved, this classic design provides robust and dependable performance.



CLICK OR SCAN
FOR MORE INFO
& ACCESSORIES



595 x 130 x 45mm | BOLT MOUNT

PART NUMBER	PKG.	QTY	FUNCTION	LENS CLR.	LED CLR.	CABLE (mm)	VLTG	APPR.	CTA #
595BARRM	BLISTER	1	STOP/TAIL/INDICATOR/REFLECTOR	AMBER/RED	AMBER/RED	400	12-24V	ECE	060249
595BARWM	BLISTER	1	STOP/TAIL/INDICATOR/REVERSE/REFLECTOR	AMBER/RED/CLEAR	AMBER/RED/WHITE	400	12-24V	ECE	060247
595CARWM	BLISTER	1	STOP/TAIL/INDICATOR/REVERSE/REFLECTOR	RED/CLEAR	AMBER/RED/WHITE	400	12-24V	ECE	060247



80 Series - SINGLE

20 YEARS IN PRODUCTION

Experience timeless simplicity with a classic, single-lens rear signal lamp in a surface mount design. ADR approved for safety, it offers clear and efficient lighting with minimal fuss.



CLICK OR SCAN
FOR MORE INFO
& ACCESSORIES



100 x 100 x 28mm | SCREW MOUNT



PART NUMBER	PKG.	QTY	FUNCTION	LENS CLR.	LED CLR.	CABLE (mm)	VLTG	APPR.	CTA #
80AM	BLISTER	1	REAR INDICATOR	AMBER	AMBER	400	12-24V	ADR	060070
80BSTIM	BLISTER	1	STOP/TAIL/INDICATOR	AMBER/RED	AMBER/RED	400	12-24V	ADR	060134
80RM	BLISTER	1	STOP/TAIL	RED	RED	400	12-24V	ADR	060070
80WM	BLISTER	1	REVERSE	CLEAR	WHITE	400	12-24V	ADR	060070



80 Series - DOUBLE

TWIN LENS ASSEMBLY

Double your rear signalling with a twin-lens surface mount lamp that delivers high-brightness LED performance. ADR approved and engineered for easy lens replacement, it provides reliable illumination on the road.



CLICK OR SCAN
FOR MORE INFO
& ACCESSORIES



188 x 100 x 28mm | SCREW MOUNT



PART NUMBER	PKG.	QTY	FUNCTION	LENS CLR.	LED CLR.	CABLE (mm)	VLTG	APPR.	CTA #
80BAR	BLISTER	1	STOP/TAIL/INDICATOR	AMBER/RED	AMBER/RED	400	12V	ADR	060070
80BARM	BLISTER	1	STOP/TAIL/INDICATOR	AMBER/RED	AMBER/RED	400	12-24V	ADR	060070



80 Series - TRIPLE

TRIPLE LENS ASSEMBLY

Experience robust rear signalling with a triple-lens design that delivers dependable illumination and easy lens replacement. ADR approved for safe, efficient performance on every journey.



CLICK OR SCAN
FOR MORE INFO
& ACCESSORIES



278 x 100 x 28mm | SCREW MOUNT

PART NUMBER	PKG.	QTY	FUNCTION	LENS CLR.	LED CLR.	CABLE (mm)	VLTG	APPR.	CTA #
80BARR	BLISTER	1	STOP/TAIL/INDICATOR	AMBER/RED	AMBER/RED	400	12V	ADR	060070
80BARRM	BLISTER	1	STOP/TAIL/INDICATOR	AMBER/RED	AMBER/RED	400	12-24V	ADR	060070
80BARW	BLISTER	1	STOP/TAIL/INDICATOR/REVERSE	AMBER/RED/CLEAR	AMBER/RED/WHITE	400	12V	ADR	060070
80BARWM	BLISTER	1	STOP/TAIL/INDICATOR/REVERSE	AMBER/RED/CLEAR	AMBER/RED/WHITE	400	12-24V	ADR	060070

REAR SIGNAL



80 Series - QUAD

QUAD LENS ASSEMBLY

Enjoy superior brightness with a quad-lens surface mount lamp that offers reliable, high-intensity LED performance. Its durable build meets ADR standards, ensuring lasting road safety.



CLICK OR SCAN
FOR MORE INFO
& ACCESSORIES



350 x 105 x 48mm | BOLT MOUNT

PART NUMBER	PKG.	QTY	FUNCTION	LENS CLR.	LED CLR.	CABLE (mm)	VLTG	APPR.	CTA #
80BARRWM	BLISTER	1	STOP/TAIL/INDICATOR/REVERSE	AMBER/RED/CLEAR	AMBER/RED/WHITE	400	12-24V	ADR	060070



82 Series - SINGLE

SUPER BRIGHT REAR FUNCTION RANGE

Elevate your vehicle's look with a round, single-lens rear lamp boasting a low-profile design and seamless 3M tape installation. Fully ECE approved, it provides a sleek finish and dependable signalling.



CLICK OR SCAN
FOR MORE INFO
& ACCESSORIES



80 x 80 x 18mm | FITTING MOUNT

PART NUMBER	PKG.	QTY	FUNCTION	LENS CLR.	LED CLR.	CABLE (mm)	VLTG	APPR.	CTA #
82AB	POLYBAG	1	REAR INDICATOR	AMBER	AMBER	300	12V	ECE	060157
82ACB	POLYBAG	1	REAR INDICATOR	CLEAR	AMBER	300	12V	ECE	060157
82ACMB	POLYBAG	1	REAR INDICATOR	CLEAR	AMBER	300	12-24V	ECE	060157
82AMB	POLYBAG	1	REAR INDICATOR	AMBER	AMBER	300	12-24V	ECE	060157
82R	BLISTER	1	STOP/TAIL	RED	RED	300	12V	ECE	060157
82RB	POLYBAG	1	STOP/TAIL	RED	RED	300	12V	ECE	060157
82RCB	POLYBAG	1	STOP/TAIL	CLEAR	RED	300	12V	ECE	060157
82RCMB	POLYBAG	1	STOP/TAIL	CLEAR	RED	300	12-24V	ECE	060157
82RMB	POLYBAG	1	STOP/TAIL	RED	RED	300	12-24V	ECE	060157
82W	BLISTER	1	REVERSE	CLEAR	WHITE	300	12V	ECE	060157
82WMB	POLYBAG	1	REVERSE	CLEAR	WHITE	300	12-24V	ECE	060157



82 Series - TRIPLE BLACK

SUPER LOW PROFILE EASY FIT DESIGN

Add a stealthy edge to your rear lighting with a triple-lens design mounted on a matte black housing. ECE approved for dependable performance, it delivers a sleek, low-profile solution that blends seamlessly with modern vehicle aesthetics.



CLICK OR SCAN
FOR MORE INFO
& ACCESSORIES



281 x 101 x 30mm | SCREW MOUNT

PART NUMBER	PKG.	QTY	FUNCTION	LENS CLR.	LED CLR.	CABLE (mm)	VLTG	APPR.	CTA #
82BARR	BLISTER	1	STOP/TAIL/INDICATOR	AMBER/RED	AMBER/RED	300	12V	ECE	060157
82BARW	BLISTER	1	STOP/TAIL/INDICATOR/REVERSE	AMBER/RED/CLEAR	AMBER/RED/WHITE	300	12V	ECE	060157



82 Series - TRIPLE CHROME

SUPER LOW PROFILE EASY FIT DESIGN

Highlight your vehicle's rear with a triple-lens design set in a polished chrome housing. ECE approved for reliable operation, it offers a striking, low-profile look that enhances both style and visibility.



281 x 101 x 30mm | SCREW MOUNT

PART NUMBER	PKG.	QTY	FUNCTION	LENS CLR.	LED CLR.	CABLE (mm)	VLTG	APPR.	CTA #
82CARR	BLISTER	1	STOP/TAIL/INDICATOR	CLEAR	AMBER/RED	300	12V	ECE	060157
82CARW	BLISTER	1	STOP/TAIL/INDICATOR/REVERSE	CLEAR	AMBER/RED/WHITE	300	12V	ECE	060157



CLICK OR SCAN
FOR MORE INFO
& ACCESSORIES



82 Series - QUAD

SUPER LOW PROFILE EASY FIT DESIGN

For enhanced visibility, opt for a quad-lens lamp with a contemporary chrome finish and low-profile surface mount. ECE approved, it combines aesthetic appeal with dependable, road-ready performance.



372 x 101 x 30mm | SCREW MOUNT

PART NUMBER	PKG.	QTY	FUNCTION	LENS CLR.	LED CLR.	CABLE (mm)	VLTG	APPR.	CTA #
82CARRW	BLISTER	1	STOP/TAIL/INDICATOR/REVERSE	AMBER/RED/CLEAR	AMBER/RED/WHITE	300	12V	ECE	060157



CLICK OR SCAN
FOR MORE INFO
& ACCESSORIES





88 Series

SUPER LOW PROFILE DESIGN

Enjoy a minimalist approach to rear safety with a slim, surface-mounted lamp that delivers efficient signalling. ECE approval guarantees dependable performance and a clean, modern look.



CLICK OR SCAN
FOR MORE INFO
& ACCESSORIES



100 x 100 x 21mm | SCREW MOUNT

PART NUMBER	PKG.	QTY	FUNCTION	LENS CLR.	LED CLR.	CABLE (mm)	VLTG	APPR.	CTA #
88AM2	BLISTER	2	REAR INDICATOR	AMBER	AMBER	300	12-24V	ECE	060157
88RM2	BLISTER	2	STOP/TAIL	RED	RED	300	12-24V	ECE	060157
88WM2	BLISTER	2	REVERSE	CLEAR	WHITE	300	12-24V	ECE	060157



98 Series

SMALL TRAILER WITH INBUILT REFLECTOR

Achieve effective rear lighting with a compact design featuring an inbuilt reflector. These classic trailer lamps are ECE approved and offer a timeless solution that blends functionality with style.



CLICK OR SCAN
FOR MORE INFO
& ACCESSORIES



100 x 100 x 22mm | BOLT MOUNT

PART NUMBER	PKG.	QTY	FUNCTION	LENS CLR.	LED CLR.	CABLE (mm)	VLTG	APPR.	CTA #
98BAR	POLYBAG	1	STOP/TAIL/INDICATOR/REFLECTOR	AMBER/RED	AMBER/RED	400	12V	ECE	060186
98BAR2	BLISTER	2	STOP/TAIL/INDICATOR/REFLECTOR	AMBER/RED	AMBER/RED	400	12V	ECE	060186



98 Series - LP KIT

TRAILER KIT

Maintain full compliance with a versatile lamp kit that includes an integrated licence plate lamp option and comes with 5m or 10m cables. ECE approved, it's perfect for comprehensive trailer lighting solutions.



CLICK OR SCAN
FOR MORE INFO
& ACCESSORIES



100 x 100 x 22mm | BOLT MOUNT

PART NUMBER	PKG.	QTY	FUNCTION	LENS CLR.	LED CLR.	CABLE (mm)	VLTG	APPR.	CTA #
98BARLP2/10	BLISTER	2	STOP/TAIL/INDICATOR/REFLECTOR/LICENCE	AMBER/RED	AMBER/RED	10000	12V	ECE	060186
98BARLP2/5	BLISTER	2	STOP/TAIL/INDICATOR/REFLECTOR/LICENCE	AMBER/RED	AMBER/RED	5000	12V	ECE	060186



99 Series

INBUILT LICENCE PLATE LAMP AND REFLECTOR

Opt for cost-effective rear lighting with a budget-friendly trailer lamp that features an inbuilt licence plate lamp and reflex reflector. ECE approved, it delivers reliable performance without compromise.



CLICK OR SCAN
FOR MORE INFO
& ACCESSORIES



107 x 107 x 23mm | SCREW MOUNT

PART NUMBER	PKG.	QTY	FUNCTION	LENS CLR.	LED CLR.	CABLE (mm)	VLTG	APPR.	CTA #
99AR	POLYBAG	1	STOP/TAIL/INDICATOR/REFLECTOR	AMBER/RED	AMBER/RED	400	12V	ECE	060182
99AR4P	POLYBAG	1	STOP/TAIL/INDICATOR/REFLECTOR	AMBER/RED	AMBER/RED	400	12V	ECE	060182
99ARL	POLYBAG	1	STOP/TAIL/INDICATOR/REFLECTOR/LICENCE	AMBER/RED	AMBER/RED	400	12V	ECE	060182
99ARL2	BLISTER	2	STOP/TAIL/INDICATOR/REFLECTOR/LICENCE	AMBER/RED	AMBER/RED	400	12V	ECE	060182
99ARL4P	POLYBAG	1	STOP/TAIL/INDICATOR/REFLECTOR/LICENCE	AMBER/RED	AMBER/RED	400	12V	ECE	060182
99ARLM	POLYBAG	1	STOP/TAIL/INDICATOR/REFLECTOR/LICENCE	AMBER/RED	AMBER/RED	400	12-24V	ECE	060182
99ARLM4P	POLYBAG	1	STOP/TAIL/INDICATOR/REFLECTOR/LICENCE	AMBER/RED	AMBER/RED	400	12-24V	ECE	060182
99ARM	POLYBAG	1	STOP/TAIL/INDICATOR/REFLECTOR	AMBER/RED	AMBER/RED	400	12-24V	ECE	060182
99ARLM10	POLYBAG	1	STOP/TAIL/INDICATOR/REFLECTOR/LICENCE	AMBER/RED	AMBER/RED	10000	12-24V	ECE	060182
99ARM1.14P	POLYBAG	1	STOP/TAIL/INDICATOR/REFLECTOR	AMBER/RED	AMBER/RED	1140	12-24V	ECE	060182
99ARM10	POLYBAG	1	STOP/TAIL/INDICATOR/REFLECTOR	AMBER/RED	AMBER/RED	10000	12-24V	ECE	060182
99ARL2/10	BLISTER	2	STOP/TAIL/INDICATOR/REFLECTOR/LICENCE	AMBER/RED	AMBER/RED	10000	12V	ECE	060182

* Certifications/approvals marked with an asterisk (*) apply to specific part numbers within the Series only. Please refer to the product data sheet or contact us for clarification before purchase.



DB Series

SMALL TRAILER LOW COST ALTERNATIVE

Bring classic style to your trailer with a retro design featuring 8 super-bright LEDs and enhanced lens optics. ECE approved and engineered for value, these lamps offer excellent performance and a distinctive look.



CLICK OR SCAN
FOR MORE INFO
& ACCESSORIES



150 x 50 x 23mm | 3M TAPE MOUNT

PART NUMBER	PKG.	QTY	FUNCTION	LENS CLR.	LED CLR.	CABLE (mm)	VLTG	APPR.	CTA #
DB2	BLISTER	2	STOP/TAIL/INDICATOR/REFLECTOR	AMBER/RED	AMBER/RED	400	12V	ECE	060219
DB2LP1/5M	BLISTER	2	STOP/TAIL/INDICATOR/REFLECTOR	AMBER/RED	AMBER/RED	5000	12V	ECE	060219



H155 Series

SMALL TRAILER WITH INBUILT REFLECTOR

Elevate trailer safety on a budget with these economical lamps featuring a distinctive hexagonal lens pattern and a complete 6m lamp and cable kit. ADR approved, they deliver reliable, road-compliant lighting for trailers up to 6 metres.



CLICK OR SCAN
FOR MORE INFO
& ACCESSORIES



80 x 150 x 22mm | BOLT MOUNT

PART NUMBER	PKG.	QTY	FUNCTION	LENS CLR.	LED CLR.	CABLE (mm)	VLTG	APPR.	CTA #
H155/50	BOX	50	STOP/TAIL/INDICATOR/REFLECTOR	AMBER/RED	AMBER/RED	400	12V	ADR	060238
H155BARLP2/6	BLISTER	2	STOP/TAIL/INDICATOR/REFLECTOR	AMBER/RED	AMBER/RED	6000	12V	ADR	060238



J2 Series

JUMBO LAMPS WITH BUILT IN REFLECTOR

Ensure robust signalling with stop/tail/indicator lamps built on a dual-lamp Jumbo design and integrated reflectors. Ideal for trucks and trailers, they meet ADR standards to provide dependable performance on the road.



CLICK OR SCAN
FOR MORE INFO
& ACCESSORIES



400 x 130 x 45mm | BOLT MOUNT


PART NUMBER	PKG.	QTY	FUNCTION	LENS CLR.	LED CLR.	CABLE (mm)	VLTG	APPR.	CTA #
J2BARM	BLISTER	1	STOP/TAIL/INDICATOR/REFLECTOR	AMBER/RED	AMBER/RED	1200	12-24V	ADR	042964



J3 Series - SINGLE

JUMBO LAMPS WITH INBUILT REFLECTOR

Keep it classic with a single rear signal lamp that comes with an integrated reflex reflector and individual mounting. Its timeless design meets ADR requirements, offering durable, reliable illumination for safe driving.



CLICK OR SCAN
FOR MORE INFO
& ACCESSORIES



190 x 122 x 30mm | SCREW MOUNT

PART NUMBER	PKG.	QTY	FUNCTION	LENS CLR.	LED CLR.	CABLE (mm)	VLTG	APPR.	CTA #
J3AM	BLISTER	1	REAR INDICATOR/REFLECTOR	AMBER	AMBER	100	12-24V	ADR	042964
J3AMB	BOX	1	REAR INDICATOR/REFLECTOR	AMBER	AMBER	100	12-24V	ADR	042964
J3RM	BLISTER	1	STOP/TAIL/REFLECTOR	RED	RED	100	12-24V	ADR	042964
J3RMB	BOX	1	STOP/TAIL/REFLECTOR	RED	RED	100	12-24V	ADR	042964
J3WM	BLISTER	1	REVERSE/REFLECTOR	CLEAR	WHITE	100	12-24V	ADR	042964



J3 Series - TRIPLE

JUMBO LAMPS WITH INBUILT REFLECTOR

Maximise rear lighting with a triple lamp set featuring a popular Jumbo design and classic truck style. These lamps deliver consistent, robust illumination for commercial vehicles while ensuring road safety compliance.



595 x 130 x 45mm | BOLT MOUNT



CLICK OR SCAN
FOR MORE INFO
& ACCESSORIES



PART NUMBER	PKG.	QTY	FUNCTION	LENS CLR.	LED CLR.	CABLE (mm)	VLTG	APPR.	CTA #
J3BARRM	BLISTER	1	STOP/TAIL/INDICATOR/REFLECTOR	AMBER/RED	AMBER/RED	1200	12-24V	ADR	042964
J3BARWM	BLISTER	1	STOP/TAIL/INDICATOR/REVERSE/REFLECTOR	AMBER/RED/CLEAR	AMBER/RED/WHITE	1200	12-24V	ADR	042964



Maxilamp Series - SINGLE

CHROME SMALL TRUCK/TRAY

Opt for premium rear signalling with a single lamp that showcases a modern black chrome design and high-brightness LEDs. Its superior performance and striking aesthetics meet ECE standards for a refined look.



125 x 125 x 40mm | BOLT MOUNT



CLICK OR SCAN
FOR MORE INFO
& ACCESSORIES




PART NUMBER	PKG.	QTY	FUNCTION	LENS CLR.	LED CLR.	CABLE (mm)	VLTG	APPR.	CTA #
MAXILAMP1RXCE	BLISTER	1	STOP/TAIL/REVERSE/REFLECTOR	CLEAR	RED/WHITE	400	12-24V	ECE	060037
MAXILAMP1RXRE	BLISTER	1	STOP/TAIL/REVERSE/REFLECTOR	CLEAR	RED/WHITE	400	12-24V	ECE	060042
MAXILAMP1XC	BLISTER	1	STOP/TAIL/INDICATOR/REFLECTOR	CLEAR	AMBER/RED	400	12-24V	ECE	060073
MAXILAMP1XCWE	BLISTER	1	REVERSE/REFLECTOR	CLEAR	WHITE	400	12-24V	ECE	060075
MAXILAMP1XRE	BLISTER	1	STOP/TAIL/INDICATOR/REFLECTOR	CLEAR	AMBER/RED	400	12-24V	ECE	060074
MAXILAMP1XCE	BLISTER	1	STOP/TAIL/INDICATOR/REFLECTOR	CLEAR	AMBER/RED	400	12-24V	ECE	060073
MAXILAMP1XRE	BLISTER	1	STOP/TAIL/INDICATOR/REFLECTOR	CLEAR	AMBER/RED	400	12-24V	ECE	060074
MAXILAMP1XCE3M	POLYBAG	1	STOP/TAIL/INDICATOR/REFLECTOR	CLEAR	AMBER/RED	401	12-24V	ECE	060073



Maxilamp Series - TRIPLE

MEDIUM CHROME TRUCK/TRAILER LAMPS

Experience advanced rear lighting with a triple lamp configuration that combines modern black chrome styling and high-brightness LEDs. Fully ADR approved, it's a popular choice for reliable, stylish vehicle lighting.



CLICK OR SCAN
FOR MORE INFO
& ACCESSORIES



370 x 135 x 40mm | BOLT MOUNT


PART NUMBER	PKG.	QTY	FUNCTION	LENS CLR.	LED CLR.	CABLE (mm)	VLTG	APPR.	CTA #
MAXILAMPC3XR	BLISTER	1	STOP/TAIL/INDICATOR/REFLECTOR	<input type="checkbox"/> CLEAR	AMBER/RED	400	12-24V	ADR	040962
MAXILAMPC3XRB	BOX	1	STOP/TAIL/INDICATOR/REFLECTOR	<input type="checkbox"/> CLEAR	AMBER/RED	400	12-24V	ADR	040962
MAXILAMPC3XRW	BLISTER	1	STOP/TAIL/INDICATOR/REVERSE/REFLECTOR	<input type="checkbox"/> CLEAR	AMBER/RED/WHITE	400	12-24V	ADR	040963
MAXILAMPC3XRWB	BOX	1	STOP/TAIL/INDICATOR/REVERSE/REFLECTOR	<input type="checkbox"/> CLEAR	AMBER/RED/WHITE	400	12-24V	ADR	040963
MAXILAMPC3XR3M	POLYBAG	1	STOP/TAIL/INDICATOR/REFLECTOR	<input type="checkbox"/> CLEAR	AMBER/RED	400	12-24V	ADR	040962



Maxilamp Series - QUINT

LARGE CHROME TRUCK/TRAILER LAMPS

Elevate your vehicle's rear lighting with a quint configuration featuring five combination lamps arranged in a 600mm setup. Merging modern design with dependable performance, this solution is fully ADR/ECE approved for ultimate road safety.



CLICK OR SCAN
FOR MORE INFO
& ACCESSORIES



600 x 135 x 40mm | BOLT MOUNT

PART NUMBER	PKG.	QTY	FUNCTION	LENS CLR.	LED CLR.	CABLE (mm)	VLTG	APPR.	CTA #
MAXILAMPC5XRR	BLISTER	1	STOP/TAIL/INDICATOR/REFLECTOR	<input type="checkbox"/> CLEAR	AMBER/RED	400	12-24V	ADR	060152
MAXILAMPC5XRRB	BOX	1	STOP/TAIL/INDICATOR/REFLECTOR	<input type="checkbox"/> CLEAR	AMBER/RED	400	12-24V	ADR	060152
MAXILAMPC5XRW	BLISTER	1	STOP/TAIL/INDICATOR/REVERSE/REFLECTOR	<input type="checkbox"/> CLEAR	AMBER/RED/WHITE	400	12-24V	ADR	060152
MAXILAMPC5XRWB	BOX	1	STOP/TAIL/INDICATOR/REVERSE/REFLECTOR	<input type="checkbox"/> CLEAR	AMBER/RED/WHITE	400	12-24V	ADR	060152



BUS LIGHTS



200 Series School Bus Flashers

Surface | Retrofit | Window

The 200 Series is the next generation of bus signal lighting. Featuring enhanced styling with easier installation. The 200 series is designed to be fitted into new and existing builds with multiple mounting options- Surface mount, Retrofit or Window mount. The Retrofit mount follows the existing bolt-hole patterns from the legacy 830-1XX series Hazard Systems bus flashers for a fast and easy upgrade.

All models feature a steady burn mode for backwards compatibility with legacy flasher controllers, a built-in wigwag and sync flash patterns. All models outperform photometric and surface area standards for Australian bus flashers.



Click or Scan
to Visit Website



200 Series - SURFACE

SURFACE BUS LIGHT

For robust bus signalling, this surface mount model delivers both alternating 'Wig Wag' and steady burn flash patterns. Its durable polycarbonate construction with a non-corrosive bezel, enhanced by an optional 70mm black border on select models, ensures full synchronisation and compliance with Australian bus standards, including NSW TS150.



CLICK OR SCAN
FOR MORE INFO
& ACCESSORIES



4 BOLT SURFACE MOUNT

PART NUMBER	DIMENSIONS (mm)	LED CLR.	VLTG	DRAW (A)	TS150
830-200A	130 x 118 x 23.5	AMBER	12-24V	1.2	
830-201A	245 x 215 x 26	AMBER	12-24V	1.2	TS150



200 Series - RETROFIT

RETROFIT BUS LIGHT

Modernise your fleet by replacing legacy 830-106A/107A models with this retrofit solution. Offering 'Wig Wag' and steady burn flash patterns, its resilient polycarbonate build and non-corrosive bezel guarantee reliable performance, synchronisation, and adherence to Australian bus standards.



CLICK OR SCAN
FOR MORE INFO
& ACCESSORIES



4 BOLT RETROFIT SURFACE MOUNT

PART NUMBER	DIMENSIONS (mm)	LED CLR.	VLTG	DRAW (A)	TS150
830-202A	145 x 120 x 26	AMBER	12-24V	1.2	



200 Series - WINDOW

WINDOW MOUNT BUS LIGHT

Streamline interior bus signalling with a window-mounted light that installs easily using 3M VHB adhesive tape. Delivering both alternating 'Wig Wag' and steady burn flash patterns from a sturdy polycarbonate base and lens, it synchronises with other units to meet Australian bus standards effortlessly.



CLICK OR SCAN
FOR MORE INFO
& ACCESSORIES



3M VHB TAPE WINDOW MOUNT

PART NUMBER	DIMENSIONS (mm)	LED CLR.	VLTG	DRAW (A)	TS150
830-203A	130.5 x 118.5 x 25.5	AMBER	12-24V	1.3	



3102 Series

CATEGORY 6 SIDE DIRECTION

Achieve premium performance with a low-profile indicator that's Category 6 and ECE approved. Its seamless integration and superior durability strike the perfect balance between style, performance, and safety.



CLICK OR SCAN
FOR MORE INFO
& ACCESSORIES



150 x 88 x 30mm | SCREW MOUNT

PART NUMBER	PKG.	QTY	FUNCTION	LENS CLR.	LED CLR.	CABLE	VLTG	APPR.	CTA #
3102BM	BOX	1	SIDE DIRECTION INDICATOR	AMBER	AMBER	190	12-24V	ECE	60274



77 Series

COMPACT CAT 6 SIDE DIRECTION

Streamline fleet upgrades with a compact indicator that mounts effortlessly using 3M tape. Ideal for vehicles requiring a GVM upgrade, it offers simplicity and reliable functionality for modern aftermarket modifications.



CLICK OR SCAN
FOR MORE INFO
& ACCESSORIES



77 x 52 x 22mm | 3M TAPE MOUNT

PART NUMBER	PKG.	QTY	FUNCTION	LENS CLR.	LED CLR.	CABLE	VLTG	APPR.	CTA #
77ACM2	BLISTER	2	SIDE DIRECTION INDICATOR	CLEAR	AMBER	300	12-24V	ECE	60137
77ACMB	POLYBAG	1	SIDE DIRECTION INDICATOR	CLEAR	AMBER	300	12-24V	ECE	60137
77AM2	BLISTER	2	SIDE DIRECTION INDICATOR	AMBER	AMBER	300	12-24V	ECE	60137



11 Series - INDICATOR

FRONT INDICATOR

Boost rear visibility with an adaptable indicator that supports both tape and screw mounting. Operating on dual voltage (12/24V), it delivers dependable performance and durability across a wide range of vehicles.



CLICK OR SCAN
FOR MORE INFO
& ACCESSORIES



89 x 30 x 8mm | SCREW/3M TAPE MOUNT

PART NUMBER	PKG.	QTY	FUNCTION	LENS CLR.	LED CLR.	CABLE	VLTG	APPR.	CTA #
11CAT1M-2	BLISTER	2	FRONT INDICATOR	<input type="checkbox"/> CLEAR	<input checked="" type="checkbox"/> AMBER	250	12-24V	ECE	60266



135 Series - INDICATOR

FRONT INDICATOR LAMP

Experience rugged performance with this indicator designed for bullbars on 12V or 24V systems. Fully ADR approved, its robust construction ensures compliant and reliable signalling for off-road and heavy-duty vehicles.



135 x 38 x 24mm | BRACKET MOUNT



CLICK OR SCAN
FOR MORE INFO
& ACCESSORIES



PART NUMBER	PKG.	QTY	FUNCTION	LENS CLR.	LED CLR.	CABLE	VLTG	APPR.	CTA #
135CAT1	BLISTER	1	FRONT INDICATOR	<input type="checkbox"/> CLEAR	<input checked="" type="checkbox"/> AMBER	400	12V	ADR	60203
135CAT124	BLISTER	1	FRONT INDICATOR	<input type="checkbox"/> CLEAR	<input checked="" type="checkbox"/> AMBER	400	24V	ADR	60203



175 Series

BUILT FOR BULLBARS

Maximise durability with an indicator tailored for bullbars, offering full protection in harsh conditions. Approved for Australian roads and built with an IP67 rating, it provides high-performance lighting even in the toughest environments.



CLICK OR SCAN
FOR MORE INFO
& ACCESSORIES



175 x 50 x 24mm | SCREW MOUNT

PART NUMBER	PKG.	QTY	FUNCTION	LENS CLR.	LED CLR.	CABLE	VLTG	APPR.	CTA #
175A/2	BLISTER	2	FRONT INDICATOR	AMBER	AMBER	400	12V	ECE	60285
175AW/2	BLISTER	2	FRONT INDICATOR/POSITION	CLEAR	AMBER/WHITE	400	12V	ADR	60239



235 Series - INDICATOR

FRONT INDICATOR LAMP

Create a sleek look with a low-profile indicator offering both recessed and surface mounting options. Its versatile design combines style with functionality, making it a smart choice for custom vehicle applications.



CLICK OR SCAN
FOR MORE INFO
& ACCESSORIES



237 x 25 x 17mm | SCREW MOUNT


PART NUMBER	PKG.	QTY	FUNCTION	LENS CLR.	LED CLR.	CABLE	VLTG	APPR.	CTA #
235CAT1	BLISTER	1	FRONT INDICATOR	CLEAR	AMBER	400	12V	ADR	44226



285 Series - INDICATOR

FRONT INDICATOR LAMP

Enjoy flexible installation with an indicator that fits both horizontal and vertical mounting. With ECE/ADR approval and a modern slimline design, it delivers reliable, road-compliant performance for a variety of vehicles.



CLICK OR SCAN
FOR MORE INFO
& ACCESSORIES



285 x 25 x 10mm | SCREW MOUNT

PART NUMBER	PKG.	QTY	FUNCTION	LENS CLR.	LED CLR.	CABLE	VLTG	APPR.	CTA #
285CAT12	BLISTER	1	FRONT INDICATOR	CLEAR	AMBER	85	12V	ECE	60122
285CAT24	BLISTER	1	FRONT INDICATOR	CLEAR	AMBER	85	24V	ECE	60122
285CAW12	BLISTER	1	FRONT INDICATOR/POSITION	CLEAR	AMBER/ WHITE	85	12V	ADR	60115
285CAW24	BLISTER	1	FRONT INDICATOR/POSITION	CLEAR	AMBER/ WHITE	85	24V	ADR	60115



135 Series - INDICATOR MARKER

FRONT INDICATOR/FRONT POSITION

Maintain a classic look with an indicator marker built specifically for bullbars. ECE Australian Road Approved and designed for 12V systems, its rugged construction offers robust performance in demanding off-road applications.



CLICK OR SCAN
FOR MORE INFO
& ACCESSORIES



133 x 36 x 24mm | BRACKET MOUNT

PART NUMBER	PKG.	QTY	FUNCTION	LENS CLR.	LED CLR.	CABLE	VLTG	APPR.	CTA #
135AW2	BLISTER	2	FRONT INDICATOR/POSITION	CLEAR	AMBER/ WHITE	200	12V	ECE	60229



175 Series - RETROFIT

FRONT INDICATOR AND POSITION

Upgrade legacy systems with a retrofit indicator engineered for bullbars. With an IP67 rating and full ADR approval, it delivers dependable, high-performance lighting that withstands extreme conditions.



CLICK OR SCAN
FOR MORE INFO
& ACCESSORIES



225 x 56 x 27mm | SCREW MOUNT

PART NUMBER	PKG.	QTY	FUNCTION	LENS CLR.	LED CLR.	CABLE	VLTG	APPR.	CTA #
175AWTB2	BLISTER	2	FRONT INDICATOR/POSITION	CLEAR	AMBER/ WHITE	400	12V	ADR	60223



200 Series - INDICATOR

FRONT INDICATOR AND POSITION

Opt for a streamlined, surface-mounted indicator that provides excellent signal visibility. Fully ADR approved, this low-profile unit offers a compact, reliable lighting solution for modern vehicles.



CLICK OR SCAN
FOR MORE INFO
& ACCESSORIES



200 x 5 x 28mm | BRACKET MOUNT

PART NUMBER	PKG.	QTY	FUNCTION	LENS CLR.	LED CLR.	CABLE	VLTG	APPR.	CTA #
200CAW	BLISTER	1	FRONT INDICATOR/POSITION	CLEAR	AMBER/ WHITE	400	12V	ADR	60202
200CAW/24	BLISTER	1	FRONT INDICATOR/POSITION	CLEAR	AMBER/ WHITE	400	24V	ADR	60202



80 Series - INDICATOR

FRONT INDICATOR/POSITION/DRL

Enhance off-road capability with a dual-function indicator featuring integrated daytime running lamps. Tailored for 12V systems and 4x4 bullbars, its rugged build ensures dependable performance in challenging environments.



CLICK OR SCAN
FOR MORE INFO
& ACCESSORIES



80 x 80 x 40mm | BOLT MOUNT

PART NUMBER	PKG.	QTY	FUNCTION	LENS CLR.	LED CLR.	CABLE	VLTG	APPR.	CTA #
80AW	BLISTER	1	FRONT INDICATOR/POSITION	<input type="checkbox"/> CLEAR	<input checked="" type="checkbox"/> AMBER/ <input type="checkbox"/> WHITE	400	12V	ECE	60217



DRL Series

DAYTIME RUNNING LAMPS

Boost daytime safety with a comprehensive DRL system that comes with a full harness kit and plugs for seamless integration. Meeting both ECE and ADR R87 standards, it ensures global compliance and enhanced vehicle visibility.



CLICK OR SCAN
FOR MORE INFO
& ACCESSORIES



12/24V | BRACKET MOUNT

PART NUMBER	PACKAGING	QTY	FUNCTION	LED CLR.	EFF. LUMENS	TEMP.	CTA #
LEDRL2	BLISTER	2	DRL	<input type="checkbox"/> WHITE	140	5000K	60273



TIR Series - 7 INCH

HIGH POWERED DRIVING LAMPS

Experience focused, high-powered lighting in a compact 7-inch design. Precision LED optics with park light functionality, a sturdy black aluminium base, and an adjustable 4mm stainless steel bracket combine to deliver 12482 effective lumens at 160W in demanding conditions.



CLICK OR SCAN
FOR MORE INFO
& ACCESSORIES



9-32V | BRACKET MOUNT

PART NUMBER	PACKAGING	QTY	FUNCTION	LED CLR.	EFF. LUMENS	TEMP.	CTA #
TIR7	BLISTER	2	DRIVING LAMP/FRONT POSITION	<input type="checkbox"/> WHITE	12480	6500K	



TIR Series - 9 INCH

HIGH POWERED DRIVING LAMPS

Elevate your driving experience with a 9-inch light engineered for superior brightness and clarity. Its focused LED optics, integrated park light function, and rugged black aluminium base with an adjustable 4mm stainless steel bracket deliver 13880 effective lumens at 185W for intense environments.



CLICK OR SCAN
FOR MORE INFO
& ACCESSORIES



9-32V | BRACKET MOUNT

PART NUMBER	PACKAGING	QTY	FUNCTION	LED CLR.	EFF. LUMENS	TEMP.	CTA #
TIR9	BLISTER	2	DRIVING LAMP/FRONT POSITION	<input type="checkbox"/> WHITE	13880	6500K	



HL Series - 5 3/4 INCH

HEADLIGHTS - HALOGEN REPLACEMENT

Command versatile lighting with a 5 3/4 inch headlamp that offers high, low, and position beams. Housed in durable die-cast aluminium and ECE approved, it performs reliably across a wide voltage range (9-32V) for all your driving needs.



CLICK OR SCAN
FOR MORE INFO
& ACCESSORIES



9-32V | RETROFIT MOUNT

PART NUMBER	PACKAGING	QTY	FUNCTION	LED CLR.	EFF. LUMENS	TEMP.	CTA #
HL146	BLISTER	2	HIGH/LOW BEAM/POSITION	<input type="checkbox"/> WHITE	710 - 1100	5700K	60280



HL Series - 7 INCH

HEADLIGHTS - HALOGEN REPLACEMENT

Upgrade your vehicle's lighting with a sleek 7-inch headlamp crafted from a robust die-cast alloy. ECE approved for reliability, it withstands harsh conditions while delivering a modern aesthetic and precise beam control.



CLICK OR SCAN
FOR MORE INFO
& ACCESSORIES



11-32V | RETROFIT MOUNT

PART NUMBER	PACKAGING	QTY	FUNCTION	LED CLR.	EFF. LUMENS	TEMP.	CTA #
HL174	BLISTER	2	HIGH BEAM/POSITION	<input type="checkbox"/> WHITE	1422	5300K - 6500K	60258
HL175	BLISTER	2	HIGH/LOW BEAM/POSITION	<input type="checkbox"/> WHITE	940 - 1422	5300K - 6500K	60258
MC175	BLISTER	1	HIGH/LOW BEAM/POSITION	<input type="checkbox"/> WHITE	940 - 1422	5300K - 6500K	60258



HL Series - 7X5 INCH

HEADLIGHTS - HALOGEN REPLACEMENT

Combine durability with contemporary design in a 7x5 inch headlamp that's built to perform. With a tough die-cast alloy body and full ECE approval, it offers dependable lighting and a stylish upgrade for any vehicle.



CLICK OR SCAN
FOR MORE INFO
& ACCESSORIES



10-30V | RETROFIT MOUNT

PART NUMBER	PACKAGING	QTY	FUNCTION	LED CLR.	EFF. LUMENS	TEMP.	CTA #
HL165	BLISTER	2	HIGH/LOW BEAM/POSITION	<input type="checkbox"/> WHITE	570 - 1096	5700K	60257



HL Series - PROJECTOR

90MM PROJECTOR HEADLIGHTS

Illuminate your route with a 90mm projector headlamp that delivers a focused low beam for enhanced clarity. Its robust construction ensures efficient performance, making it an excellent choice for precise, long-lasting vehicle lighting.



CLICK OR SCAN
FOR MORE INFO
& ACCESSORIES



10-30V | RETROFIT MOUNT

PART NUMBER	PACKAGING	QTY	FUNCTION	LED CLR.	EFF. LUMENS	TEMP.	CTA #
HL92	BOX	1	LOW BEAM	<input type="checkbox"/> WHITE	430	5600K	60279



HL Series - LOW BEAM

SWIVEL/TILT BRACKET MOUNT LOW BEAM LIGHTBAR

Designed specifically for trucks with bullbars, this low beam headlight overcomes OE headlight obstructions to deliver crisp, focused light. It ensures optimal road visibility, keeping your path clearly illuminated even when your factory lights are blocked.



CLICK OR SCAN
FOR MORE INFO
& ACCESSORIES



11-32V | BRACKET MOUNT

PART NUMBER	PACKAGING	QTY	FUNCTION	LED CLR.	EFF. LUMENS	TEMP.	CTA #
HL250	BOX	1	LOW BEAM	<input type="checkbox"/> WHITE	1000	5700K	60267



BAYONET GLOBES

LED SIGNAL BULB UPGRADE / REPLACEMENT

Elevate your vehicle's lighting with CANbus-compatible Bayonet globes that pack 18 high-brightness SMD LEDs for exceptional clarity. Designed for both interior and exterior applications, their remarkable 50,000-hour lifespan and robust construction deliver long-lasting, superior output across a wide range of vehicles.



CLICK OR SCAN
FOR MORE INFO
& ACCESSORIES



12-24V

PART NUMBER	QTY	PACKAGING	FUNCTION	LED CLR.	EFF. LUMENS	GLOBE
1156AM	1	BLISTER	INDICATOR	AMBER	380	BA15S
1156WM	1	BLISTER	REVERSE	WHITE	570	BA15S
1157RM	1	BLISTER	STOP/TAIL	RED	125 - 380	BAY15D
7057AM	1	BLISTER	INDICATOR	AMBER	380	BAU15S



FESTOON GLOBES

LED INTERIOR BULB UPGRADE / REPLACEMENT

Experience reliable, hassle-free illumination with Festoon globes that offer CANbus compatibility and built-in reverse polarity protection. With a 50,000-hour lifespan, these LEDs provide consistent, enduring brightness and are ideally suited to modern vehicles demanding top-tier performance.



CLICK OR SCAN
FOR MORE INFO
& ACCESSORIES



12V

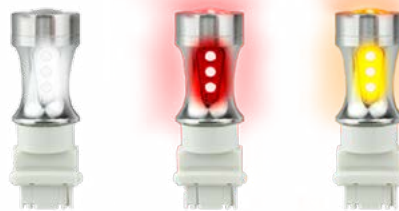
PART NUMBER	QTY	PACKAGING	FUNCTION	LED CLR.	EFF. LUMENS	GLOBE
FN36W	1	BLISTER	WHITE LIGHT	WHITE	180	36mm
FN39W	1	BLISTER	WHITE LIGHT	WHITE	180	39mm
FN41W	1	BLISTER	WHITE LIGHT	WHITE	180	42mm



WEDGE GLOBES

LED SIGNAL BULB UPGRADE / REPLACEMENT






Achieve efficient and powerful lighting with Wedge globes featuring high-brightness SMD LEDs and reverse polarity protection. With durability exceeding 20,000 hours, these lights ensure consistent performance in both interior and exterior applications, delivering reliable, high-intensity illumination for a variety of vehicles.



CLICK OR SCAN
FOR MORE INFO
& ACCESSORIES



12-24V

PART NUMBER	QTY	PACKAGING	FUNCTION	LED CLR.	EFF. LUMENS	GLOBE
T10WM	1	BLISTER	WHITE LIGHT	 WHITE	200	T10
T15WM	1	BLISTER	WHITE LIGHT	 WHITE	570	T15
T20AM	1	BLISTER	INDICATOR	 AMBER	380	T20
T20RM	1	BLISTER	STOP/TAIL	 RED	125 - 380	T20
T20WM	1	BLISTER	REVERSE	 WHITE	570	T20

VEHICLE CABLE SYSTEMS



ADAPTABLE FUNCTIONALITY

Introducing our comprehensive range of harness and lighting systems for modern vehicles and trailers.

CANBUS/Load Resistors eliminate dashboard error messages, LED H4 flickering, and non-power faults, making them ideal for late-model vehicles.

The **LED Autolamps Box, Tandem, Boat Trailer Harness System** suits up to 8m trailers, features water-resistant plugs and cables, tinned copper wiring, and requires no assembly tools, saving up to 70% of installation times.

Our **PATCH Harness Cabling and Lighting System** simplifies upgrading or fitting LED rear lighting to trays, trucks, utes, and 4x4s. It supports bullbar LED upgrades, side indicator upgrades, and driving light compatibility.

The **LARGE Harness Cabling and Lighting System** offers flexibility and versatility for trucks, trailers, and rigid vehicles. It has colour-coded plugs, compliance with dangerous goods ratings, and a robust design. All products come with a five-year warranty for trucks and trailers and a one-year warranty for livestock transport.

Pages

102-103




CANBUS/ RESISTORS

CANBUS/Load Resistors: Eliminate dashboard and Canbus errors, LED H4 flickering, and non-power faults in modern vehicles.

Pages

104-105




SMALL TRAILER

Perfect for trailers up to 8m: water-resistant plugs, tinned copper wiring, no tools needed, 70% faster installation.

Pages

106-107

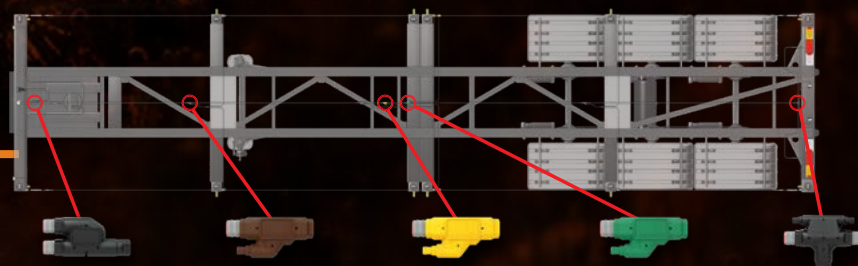


PATCH SYSTEMS

PATCH Harness systems: versatile, long-lasting cable solutions for easy tray lighting upgrades, bullbar LEDs, and side indicators.

Pages

108-109



HARNESS SYSTEMS

CABLE Harness & Lighting System: versatile, water-resistant, color-coded, compliant with AS2809, ideal for large vehicles.



CANBUS Series

HEADLIGHT GLOBE ERROR SOLUTION ELIMINATES LED FLICKERING AND NON POWER FAULTS

Say goodbye to dashboard error messages with a plug-and-play solution that keeps your vehicle electronics happy. This series eliminates non-power faults, making your LED upgrade seamless and hassle-free.



CLICK OR SCAN
FOR MORE INFO
& ACCESSORIES



HEADLIGHT CANBUS MODULE

PART NUMBER	PACKAGING	PACK QTY	VOLTAGE	RESISTANCE Ω	SUITS
H4CANBUS	BLISTER	2	12V		H4
H7CANBUS	BLISTER	2	12V		H7



LR Series

FIX DASHBOARD ERRORS

Targeted for vehicles with light failure warnings, this solution delivers a smooth LED upgrade. Available in 12V and 24V configurations, it provides the necessary load resistance to eliminate warning indicators reliably.



CLICK OR SCAN
FOR MORE INFO
& ACCESSORIES



DUMMY LOAD RESISTOR

PART NUMBER	PACKAGING	PACK QTY	VOLTAGE	RESISTANCE Ω	SUITS
LR12/2	BLISTER	2	12V	6	
LR21W-12/2	BLISTER	2	12V	8	
LR24/2	BLISTER	2	24V	24	



LR Series - MULTIVOLT

MULTIVOLT LOAD MODULE - LOW HEAT OUTPUT

Elevate your LED setup with a smart load resistor designed for modern vehicles. Covering a 9-32V range, it efficiently manages loads to eliminate warnings, offering robust performance with ease.



CLICK OR SCAN
FOR MORE INFO
& ACCESSORIES



SMART LOAD RESISTOR

PART NUMBER	PACKAGING	PACK QTY	VOLTAGE	RESISTANCE Ω	SUITS
LRM-2	BLISTER	2	12-24V	11.3 - 47	



FLR Series

ADJUSTABLE FLASHER

Fine-tune your LED lighting with precision flash control. With an adjustable range of 60-120 flashes per minute and an easy-to-use knob, this series ensures your lights operate at optimal rates for reliable, compliant performance.



CLICK OR SCAN
FOR MORE INFO
& ACCESSORIES



ADJUSTABLE FLASHER RELAY

PART NUMBER	PACKAGING	PACK QTY	VOLTAGE	RESISTANCE Ω	SUITS
FLASHER1	POLYBAG	1	12-24V		
FLR-01	BLISTER	1	12-24V		

PLUG-IN FLEXIBILITY **LIGHTING & HARNESS**

LED Autolamps' DIY Plug-in Cable System simplifies trailer wiring without cutting or splicing. Featuring tinned copper terminals and IP67-rated waterproof plugs, it ensures a watertight, submersible connection. The system includes cables for gooseneck to lamp, lamp to lamp, boat trailer, and marker lamps, plus connectors for easy installation. Ideal for DIYers and OE applications, it saves time and labor costs.

VEHICLE CABLE SYSTEMS



- **No Tools Required**
- **No Cutting**
- **No Splicing**

- **No Soldering**
- **No Joiners**
- **No Tape**



Click or Scan
for Website



Boat Trailer Series

ROBUST WIRING SOLUTION

Ensure secure connections on your boat trailer with 2 x 8 metres of rugged 4-wire cable, complete with plug and accessory tail function wires neatly packaged in a blister kit. This reliable wiring solution guarantees efficient performance and simplifies installation and maintenance for a truly worry-free marine experience.



CLICK OR SCAN
FOR MORE INFO
& ACCESSORIES



12-24V COMPATIBLE

PART NUMBER	PACKAGING	PACK QTY	CABLE LENGTH (mm)
8MCABLE	BLISTER	2	8000



Boat Trailer Kit Series

QUICK AND DURABLE SETUP

Cut down installation time with water-resistant plugs and cables that can be fitted tool-free, saving up to 70% of your setup time. Designed to withstand harsh marine environments, this kit provides a long-lasting, hassle-free cable solution for boat trailers, ensuring dependable performance every time.



CLICK OR SCAN
FOR MORE INFO
& ACCESSORIES



12-24V COMPATIBLE

PART NUMBER	PACKAGING	PACK QTY	CABLE LENGTH (mm)
BTK8F	BLISTER	1	8000
BTK8UNI	BLISTER	1	8000



Standard Trailer Kit Series

STREAMLINE YOUR TRAILER WIRING

Enjoy reliable performance in all weather with water-resistant plugs and cables that cut installation time by 70% through a tool-free design. Durable and easy to install, this kit delivers a superior fit for standard trailers, making your upgrade fast and efficient.



CLICK OR SCAN
FOR MORE INFO
& ACCESSORIES



12-24V COMPATIBLE

PART NUMBER	PACKAGING	PACK QTY	CABLE LENGTH (mm)
TK12X6F	BLISTER	1	8600
TK6X4F	BLISTER	1	6000



PATCH HARNESS CABLING & LIGHTING SYSTEM TRUCKS, TRAYS, UTES AND 4X4



VEHICLE BRAND ADAPTABILITY

Explicitly designed to be easily and quickly installed without the need to cut, splice, solder, join, or tape wire joins. The patch harness system also will reduce fitting times which in turn save fitters time and money. This comprehensive patch system is ever-expanding with new brands and adaptability to suit. We can also help with bespoke, custom OE or specific requirements making the process entirely adaptable for your particular needs.



FUNCTIONAL, LONG LASTING QUALITY.

- **Add any Light Anywhere in the Harness System**
- **Replace damaged lighting with minimal downtime**
- **Heavy Duty Water-resistant Cable, Plugs and Connectors**
- **All Lights Compliant with ECE or ADR**
- **RoHS Compliant Cables, Plugs and Lights**

EASY LIGHTING UPGRADE FOR TRAYS

Upgrading or fitting LED rear lighting to trays has never been made easier with our new plugin lamp and patch cable system. We have made available our most popular rear combination lamps that have been prewired with load resistors assisting with fast flashing indicators or error messages and terminated with quality Deutsch connectors. The key is to adapt to the vehicles' existing harness system with the additional capability to adapt to our existing plugin marker and licence plate lamps. Benefits include no soldering, leading to an increase in productivity, saving time and money. Our comprehensive range of vehicle patch cable adapter plugs suiting most popular branded vehicles will not disappoint.

BULLBAR LED UPGRADE

The patch harness system makes upgrading or fitting LEDs to vehicle bullbars easy by offering our most popular front position/indicator lamps and having them prewired with the suitable harness and O.E.M. vehicle connectors. The key is the ability to adapt to the vehicles' existing harness system. D.I.Y. installers can also benefit, allowing fabricators to send completed bars out to their customers. With our comprehensive range of vehicle patch cable adapters suiting the most popular branded vehicles, a solution to almost any application is available.



SIDE INDICATOR UPGRADE

We have made available our most popular category six side direction indicator prewired with a suitable harness and O.E.M. vehicle connectors. A GVM upgrade or a new installation, fitting a category 5/6 approved side direction indicator to a vehicle, has never been made easier with our new plugin lamp and patch cable system. The key is the ability to adapt to the vehicles' existing harness system. With our comprehensive range of vehicle patch cable adapter plugs suiting most popular branded vehicles, you will not be disappointed with the choice.

DRIVING LIGHT COMPATIBILITY

Driving Lighting upgrades has never been made easier with our new plugin lamp and patch cable system. The connection requires virtually no wiring using the vehicle-specific patch cable to tap into and isolate the high beam signal. We offer an extensive range of vehicle patch cable adapters serving the most popular branded vehicles, and you will be satisfied with the options available.

RIGID BODY HARNESSING SYSTEM

Our research and development team continually adapt to keep up with as many vehicles as possible. The Rigid body trucks can also benefit from this system, with numerous possibilities to advance your Lighting and wiring options.

SYSTEM FUNCTIONALITY AND ADAPTABILITY

Explicitly designed to be easily and quickly installed without the need to cut, splice, solder, join or tape wire joins. This patch harness system will reduce fitting times which in turn saves fitters time and money. This patch system is ever-expanding with new brands and adaptability to suit. We can also help with bespoke, custom OE or specific requirements making the process entirely adaptable for your particular needs.



**FOR DETAILED PATCH
HARNESS INFORMATION
OR TO DOWNLOAD A
DIGITAL COPY**





LARGE HARNESS CABLING & LIGHTING SYSTEM TRUCKS, TRAILERS, RIGID



INNOVATED HARNESS SYSTEM

The key to this system is its flexibility by offering every conceivable option for various lighting functions to be added at any point in the truck harness line.



FUNCTIONAL, LONG LASTING QUALITY.

- Add any Light Anywhere in the Harness System
- Easily replace damaged lighting with minimal downtime
- Heavy Duty Water-resistant Cable, Plugs and Connectors
- All Vehicles and Trailers
- All Lights Compliant with ECE or ADR
- Cable System Compliant with Dangerous Goods (AS2809)
- All Drawings Compatible with Road Train
- 5 Year Warranty, Livestock Transport 1 Year Warranty

FLEXIBILITY

Cable lengths from 0.25m to 15m combining heavy duty connector covers for every plug and connector assembly point with a breaking strain in excess of 25kg, making this a heavy duty robust truck harness assembly.

COLOUR CODED

All assembly plugs are colour coded to its specific function. Example - The Brown plug is for Marker Lamps. When requiring a marker lamp, add a brown plug in the harness line, add the desired length 2 core cable and plug into the desired marker lamp. The Yellow (LHS) or Green (RHS) plug is for Side Direction Indicator Lamps. When requiring a Side Direction Indicator lamp, add a yellow or green plug whether left or right hand side in the harness line, add the desired length 2 core cable and plug into the desired Side Direction Indicator lamp.



DG RATING & ROAD TRAIN

Cables and covers manufactured to comply with DG (Dangerous Goods) Rating. Inspected by Worksafe Victoria and in accordance with DG-150424-1, DG-150424-2 in relation to the electrical wiring requirements as it applies to dangerous goods road vehicle bulk tankers, in accordance for usage with petrol and gas tankers. Cabling and lighting comply with AS2809 parts 1 & 2. You can achieve Road Train Compatibility to ADR63 on all drawings using the 7 Core (6mm) RTC cable & plugs.

LABOUR COSTS

Designed specifically to be easily and quickly installed without the need to cut, splice, solder, join or tape wire joins, reduces fitting times with its simple plug in design allowing skilled or non-skilled fitters to complete the install. Expect to reduce lighting assembly labour costs by up to 75%.

WARRANTY

Five year warranty for all truck & trailer vehicles and a one year warranty for livestock carrying trailers.

CABLE AND WIRE

TWP Cable (Thin wall thermo plastic) and PVC Automotive primary wire complying with SA-J1128, Annealed copper wire in compliance with ASTM B3, RoHS compliant Lead free copper wire with operating temperature between -40°C to +85°C - Harness system tested to B-Double requirements when LEDs are used.



**FOR DETAILED CABLE
HARNESS & LIGHTING
SYSTEM INFORMATION OR
TO DOWNLOAD A DIGITAL
COPY**



AREA LIGHTING

A green John Deere tractor is shown at night, illuminated by its own lights. The tractor's headlights are on, and several bright white LED work lights are mounted on the roof of the cab. A yellow emergency flasher is also visible on the roof. The background is dark, suggesting a nighttime setting.

EXTEND THE DAY

We provide a comprehensive range of area lighting solutions that ensure optimal visibility and safety in various environments. Whether you need illumination for vehicles, trailers, worksites, mobile equipment, or interior and exterior spaces, our products are designed for durability and efficiency.

Our compact, durable LED work lights deliver necessary illumination and can be mounted nearly anywhere, performing reliably under extreme conditions. Our high-powered multi-functional search and spotlights are UV and impact-resistant, making them ideal for heavy-duty applications.

To enhance pedestrian safety, our high-powered lamps offer early visual warnings near mobile equipment. Additionally, our rechargeable torches come with magnetic options and are resistant to chemicals and impacts, making them suitable for a variety of applications.

Suiting vehicles, trailers and work vehicles, our versatile LED interior lights fit seamlessly into any space and offer multiple lighting options. Finally our LED exterior lights are designed to be dust and water-resistant, ensuring reliable performance in outdoor conditions. With our range of lighting solutions, you can rest assured that visibility and safety are prioritized in any setting.

Pages

112-123



WORK/FLOOD

Compact, durable LED worklights provide effective illumination, mount anywhere, and perform under extreme conditions

Pages

124-125



SEARCH/SPOT

High-powered, multi-functional Sear/Spot: UV and impact resistant, heavy-duty design for ultimate durability and performance

Pages

126-129



MATERIAL HANDLING

Ensure pedestrian safety with robust, high-powered lamps providing early visual warnings for mobile equipment vicinity

Pages

130-135




TORCHES

High-powered, rechargeable torches with magnetic options, offering chemical and impact resistance for versatile, durable use

Pages

136-141



INTERIOR

Versatile LED interior lights for trucks and work vehicles: fit any space, offering various lighting options

Pages

142-147



EXTERIOR

Versatile LED exterior lights designed for trucks and work vehicles, featuring dust and water resistance while offering various lighting options



EW2700 CARBON™ SERIES

Best Dollar-Per-Lumen LED Worklights



EW2706	EW2710	EW2720	EW2721	EW2722	EW2730	EW2731
1300 RAW 1.6 Amps	2556 RAW 1.8 Amps	2650 RAW 1.8 Amps	6552 RAW 3.6 Amps	6803 RAW 4.4 Amps	4630 RAW 2.8 Amps	8937 RAW 5.5 Amps
CE	UK CA	R10	5 YEAR NO-HASSLE WARRANTY	CISPR 25 Level 5	IP67	IP69K

ECCO's EW2700 Carbon™ Series worklights are equipped with ultra bright, high intensity LED flood lights. Its 12-24 VDC compatibility is suitable for a variety of vehicles, including work trucks, commercial, industrial vehicles and tow trucks. The aluminum heatsink housing and polycarbonate lens offer superior protection, while the flush mount lens design prevents dirt and mud buildup, maintaining clear visibility and stability in all conditions. Its steel mounting bracket with anti-vibration bushing ensures strength and steadiness.

Design Features

- Extremely durable and rugged worklight, designed to handle the most extreme job and weather conditions
- Flush mount lens helps alleviate snow and mud buildup
- Weather resistant Deutsch connector (excludes EW2706)
- Black powdercoated steel mounting bracket with anti-vibration bushing
- Aluminum heatsink housing
- Polycarbonate lens
- Temperature range: -40°C to 60°C
- 12-24 VDC

Click or Scan
to Visit
Website





E92005W

9x1.5W ROUND LED WORKLIGHT

Power your workspace with focused illumination from 9 high-efficiency LEDs in a compact square design. Operating on 12-24V with an IP69-rated enclosure, it delivers 970 lumens of reliable light for even the harshest conditions.



110 x 135 x 34mm | SINGLE BOLT MOUNT

PART NUMBER	PACKAGING	QTY	HOUSING COLOUR	LUMENS (EFF.)	VLTG	AMPS (MAX)
E92005W	BOX	1	BLACK	1075	12-24V	1.2



CLICK OR SCAN
FOR MORE INFO
& ACCESSORIES



E92006W

9x1.5W SQUARE LED WORKLIGHT

Brighten every corner with a compact square worklight that utilises 5 robust 3W LEDs. Its flexible 12-24V operation and rugged construction deliver 700 lumens of consistent illumination, tailored for commercial and industrial needs.



101 x 130 x 37mm | SINGLE BOLT MOUNT

PART NUMBER	PACKAGING	QTY	HOUSING COLOUR	LUMENS (EFF.)	VLTG	AMPS (MAX)
E92006W	BOX	1	BLACK	970	12-24V	1.2



CLICK OR SCAN
FOR MORE INFO
& ACCESSORIES





E92007

5x3W SQUARE LED WORKLIGHT

Conquer demanding tasks with a compact square worklight featuring a 5x3W LED array for 700 lumens of dependable light. Its sturdy design and versatile 12-24V operation make it a go-to solution for industrial environments.



CLICK OR SCAN
FOR MORE INFO
& ACCESSORIES



100 x 129 x 40mm | SINGLE BOLT MOUNT

PART NUMBER	PACKAGING	QTY	HOUSING COLOUR	LUMENS (EFF.)	VLTG	AMPS (MAX)
E92007-E	BOX	1	BLACK	700	12-24V	0.7



E92007 - HIGH VOLTAGE

HIGH VOLTAGE SQUARE LED WORKLIGHT

Step up to high-voltage performance with a square worklight that operates on 12-80V, delivering 800 lumens of uniform, powerful light. Its rugged construction is engineered for industrial-grade conditions.



CLICK OR SCAN
FOR MORE INFO
& ACCESSORIES



100 x 129 x 40mm | SINGLE BOLT MOUNT

PART NUMBER	PACKAGING	QTY	HOUSING COLOUR	LUMENS (EFF.)	VLTG	AMPS (MAX)
E92007-HV-E	BOX	1	BLACK	800	12-80V	0.9



EW2421W

16x1.5W SQUARE LED WORKLIGHT

Illuminate your workspace with 16 high-performance LEDs in a compact square design. Running on 12-24V with an IP69-rated, robust build, it produces 1540 lumens of consistent light for safety and efficiency.



101 x 130 x 37mm | SINGLE BOLT MOUNT

PART NUMBER	PACKAGING	QTY	HOUSING COLOUR	LUMENS (EFF.)	VLTG	AMPS (MAX)
EW2421W	BOX	1	BLACK	1540	12-24V	1.5



CLICK OR SCAN
FOR MORE INFO
& ACCESSORIES



EW2520

24x1.5W SQUARE LED WORKLIGHT

Light up large areas with a square worklight featuring 24 high-performance LEDs that produce 2380 lumens on a 12-24V system. Its rugged, IP69-rated construction ensures dependable performance in harsh industrial settings.



107 x 129 x 48mm | SINGLE BOLT MOUNT

PART NUMBER	PACKAGING	QTY	HOUSING COLOUR	LUMENS (EFF.)	VLTG	AMPS (MAX)
EW2520	BOX	1	BLACK	2380	12-24V	1.8



CLICK OR SCAN
FOR MORE INFO
& ACCESSORIES





EW2530

6x10W RECTANGULAR LED WORKLIGHT

Deliver powerful, uniform illumination with a rectangular worklight that harnesses 6 high-performance 10W LEDs to generate 3074 lumens. Its IP67-rated design and robust build ensure reliable operation in demanding environments.



136 x 125 x 67mm | SINGLE BOLT MOUNT

PART NUMBER	PACKAGING	QTY	HOUSING COLOUR	LUMENS (EFF.)	VLTG	AMPS (MAX)
EW2530	BOX	1	BLACK	3074	12-24V	3.64



CLICK OR SCAN
FOR MORE INFO
& ACCESSORIES



EW2706

CARBON SERIES

Overcome the harshest conditions with a compact worklight engineered to resist snow and mud buildup. Its rugged housing and flush mount lens provide consistent illumination for the toughest work sites.



160 x 56 x 45mm | SINGLE BOLT MOUNT

PART NUMBER	PACKAGING	QTY	HOUSING COLOUR	LUMENS (EFF.)	VLTG	AMPS (MAX)
EW2706	BOX	1	BLACK	1300	12-24V	1.6



CLICK OR SCAN
FOR MORE INFO
& ACCESSORIES





EW2710

CARBON SERIES

Tackle heavy-duty tasks with a worklight built for durability, featuring a weather-resistant connector, powder-coated steel bracket, and anti-vibration design. It's engineered to withstand extreme jobsite conditions with reliable performance.



84 x 110 x 59mm | SINGLE BOLT MOUNT



CLICK OR SCAN
FOR MORE INFO
& ACCESSORIES



PART NUMBER	PACKAGING	QTY	HOUSING COLOUR	LUMENS (EFF.)	VLTG	AMPS (MAX)
EW2710	BOX	1	BLACK	2556	12-24V	1.8



EW2720

CARBON SERIES

Engineered for extreme environments, this worklight features a rugged aluminium housing with anti-vibration mounting and a flush mount lens that minimises debris buildup, ensuring consistent high-quality illumination.



70 x 110 x 39mm | SINGLE BOLT MOUNT



CLICK OR SCAN
FOR MORE INFO
& ACCESSORIES



PART NUMBER	PACKAGING	QTY	HOUSING COLOUR	LUMENS (EFF.)	VLTG	AMPS (MAX)
EW2720	BOX	1	BLACK	2650	12-24V	1.8



EW2721

CARBON SERIES

Designed to endure the toughest conditions, this worklight combines a heavy-duty build with a flush mount lens that minimises debris, paired with a weather-resistant connector for efficient, consistent performance.



92 x 124 x 45mm | SINGLE BOLT MOUNT

PART NUMBER	PACKAGING	QTY	HOUSING COLOUR	LUMENS (EFF.)	VLTG	AMPS (MAX)
EW2721	BOX	1	BLACK	6552	12-24V	3.6



CLICK OR SCAN
FOR MORE INFO
& ACCESSORIES



EW2722

CARBON SERIES

Conquer demanding tasks with a worklight featuring a durable aluminium heatsink housing and weather-resistant connector. It's engineered to resist dust, water, and vibration while delivering exceptional, reliable illumination.



108 x 136 x 45mm | SINGLE BOLT MOUNT

PART NUMBER	PACKAGING	QTY	HOUSING COLOUR	LUMENS (EFF.)	VLTG	AMPS (MAX)
EW2722	BOX	1	BLACK	6803	12-24V	4.4



CLICK OR SCAN
FOR MORE INFO
& ACCESSORIES





EW2730

CARBON SERIES

Tackle challenging work sites with a robust worklight that features a weather-resistant connector and rugged construction, ensuring reliable, high-performance illumination in extreme conditions.



115 x 101 x 40mm | SINGLE BOLT MOUNT

PART NUMBER	PACKAGING	QTY	HOUSING COLOUR	LUMENS (EFF.)	VLTG	AMPS (MAX)
EW2730	BOX	1	BLACK	4630	12-24V	2.8



CLICK OR SCAN
FOR MORE INFO
& ACCESSORIES



EW2731

CARBON SERIES

For the toughest tasks, rely on a worklight built to endure extreme environments. With a weather-resistant connector and durable aluminium housing, it delivers consistent, high-performance illumination wherever needed.



150 x 128 x 45mm | SINGLE BOLT MOUNT

PART NUMBER	PACKAGING	QTY	HOUSING COLOUR	LUMENS (EFF.)	VLTG	AMPS (MAX)
EW2731	BOX	1	BLACK	8937	12-24V	5.5



CLICK OR SCAN
FOR MORE INFO
& ACCESSORIES





13040 Series

COMPACT 12W FLOOD/WORK LAMP

Engineered for severe environments, this lamp resists acidic and alkaline conditions. Four 3W LEDs paired with a rugged stainless steel bracket deliver powerful, reliable illumination where strength is essential.



CLICK OR SCAN
FOR MORE INFO
& ACCESSORIES



130 x 40 x 43mm | BOLT MOUNT

PART NUMBER	PACKAGING	QTY	HOUSING COLOUR	LUMENS (EFF.)	VLTG	AMPS (MAX)
13040BM	BLISTER	1	BLACK	480	12-24V	0.59
13040WM	BLISTER	1	WHITE	480	12-24V	0.59



7312 Series

REVERSE/FLOOD LAMP

Designed for corrosive settings, this unit uses 4x3W high-powered LEDs to deliver exceptional brightness and enduring performance in harsh conditions.



CLICK OR SCAN
FOR MORE INFO
& ACCESSORIES



73 x 122 x 31mm | BOLT MOUNT

PART NUMBER	PACKAGING	QTY	HOUSING COLOUR	LUMENS (EFF.)	VLTG	AMPS (MAX)
7312BM	BLISTER	1	BLACK	489	12-24V	0.59
7312WM	BLISTER	1	WHITE	489	12-24V	0.59



73120 Series

REVERSE/FLOOD LAMP

Optimised for reverse functions, this 12W recessed lamp employs four 3W LEDs and a robust stainless steel bracket to ensure high brightness and strict ECE/ADR compliance.



CLICK OR SCAN
FOR MORE INFO
& ACCESSORIES



100 x 100 x 31mm | SCREW MOUNT



PART NUMBER	PACKAGING	QTY	HOUSING COLOUR	LUMENS (EFF.)	VLTG	AMPS (MAX)
73120BM	BLISTER	1	BLACK	489	12-24V	0.59



7512 Series

REVERSE/FLOOD LAMP

Delivering an expansive flood beam, this lamp is built for reverse applications. Its robust construction guarantees high light output and dependable performance in demanding environments.



CLICK OR SCAN
FOR MORE INFO
& ACCESSORIES



75 x 75 x 30mm | BOLT MOUNT



PART NUMBER	PACKAGING	QTY	HOUSING COLOUR	LUMENS (EFF.)	VLTG	AMPS (MAX)
7512BM	BLISTER	1	BLACK	489	12-24V	0.59
7512WM	BLISTER	1	WHITE	489	12-24V	0.59



FL1 Series

27W LED FLOOD BEAM

Experience crisp, daylight-like illumination with 3W high-brightness LEDs set at 6000K. Engineered for consistent, powerful output, it's perfect for tough working conditions.



CLICK OR SCAN
FOR MORE INFO
& ACCESSORIES



107 x 128 x 45mm | BOLT MOUNT



PART NUMBER	PACKAGING	QTY	HOUSING COLOUR	LUMENS (EFF.)	VLTG	AMPS (MAX)
FL1	BLISTER	1	BLACK	1080	9-32V	1.1



FL2 Series

27W LED FLOOD BEAM

Built with high-brightness 3W LEDs and a sturdy aluminium base, this heavy-duty flood lamp offers reliable, durable performance in industrial applications.



CLICK OR SCAN
FOR MORE INFO
& ACCESSORIES



115 x 128 x 45mm | BOLT MOUNT



PART NUMBER	PACKAGING	QTY	HOUSING COLOUR	LUMENS (EFF.)	VLTG	AMPS (MAX)
FL2	BLISTER	1	BLACK	1080	9-32V	1.1



FL39W Series

39W HIGH POWERED FLOOD BEAM

Crafted for extreme durability, this flood lamp utilises high-brightness 3W LEDs housed in a robust die-cast alloy, delivering powerful illumination for off-road and industrial use.



CLICK OR SCAN
FOR MORE INFO
& ACCESSORIES



121 x 138 x 75mm | BOLT MOUNT

PART NUMBER	PACKAGING	QTY	HOUSING COLOUR	LUMENS (EFF.)	VLTG	AMPS (MAX)
FL39W	BOX	1	BLACK	2400	12-24V	2.11



FL48W Series

48W HIGH POWERED FLOOD BEAM

Engineered for longevity in challenging environments, this lamp features a heavy-duty die-cast alloy housing and high-brightness 3W LEDs to provide clear, consistent illumination.



CLICK OR SCAN
FOR MORE INFO
& ACCESSORIES



109 x 137 x 70mm | BOLT MOUNT

PART NUMBER	PACKAGING	QTY	HOUSING COLOUR	LUMENS (EFF.)	VLTG	AMPS (MAX)
FL48W	BOX	1	BLACK	3300	12-24V	2.65

SEARCH/SPOTLIGHT TURN NIGHT INTO DAY

ECCO LED work lights provide powerful illumination for various applications, including off-road adventures, trucking, foggy conditions, tractor operations, pickups, hunting, boating, SUVs, ATVs, and Polaris vehicles. These versatile, compact lights can be easily mounted on different vehicle surfaces, ensuring exceptional visibility. Designed to excel under extreme conditions, ECCO's durable floodlights and spotlights are perfect for demanding jobs and rugged outdoor pursuits.

Available in spot, flood, or combo beam configurations, they offer impressive lumens output. Explore our selection of work truck and utility lights to find the ideal LED lighting solutions for your needs, including robust scene lights for enhanced visibility in any environment.

LUMENS EXPLAINED

At ECCO, we measure our lumen output to ensure the most accurate reading of the "actual" lumen count. The lumens found throughout the catalog are "**measured raw.**" Lumen output is an important factor in the buying process. Here is a quick guideline for comparing lumens to lumens:

RAW LUMENS

Measured Raw - A highly accurate reading of the actual lumen count at the time the light is powered on, as measured in an integrating sphere.

Calculated Raw - The lumen count is based on a theoretical value.

If a light uses 10 LEDs with a max lumen output rating of 100 per LED, the raw lumen output would be 1,000 lumens ($10 \times 100 = 1,000$).

EFFECTIVE LUMENS

Measured Effective - A highly accurate reading of the actual lumen count, taken once the light has been powered on for a constant 30 minutes.

Calculated Effective - An estimated percentage (e.g. 30%) is deducted from the raw calculated lumens to account for potential output losses once the light has been powered on for a period of time.



EW3000 Series

6x5W LED REMOTE SPOTLIGHT

Illuminate your surroundings with the EW3000 Series LED Remote Spotlight. Featuring 6x5W LEDs on a 12-24V system, it offers a 90° tilt and 350° rotation for precise control. Ideal for search and spot lighting, this spotlight provides powerful, focused illumination in any tough environment.



CLICK OR SCAN
FOR MORE INFO
& ACCESSORIES



12-24V | 4 BOLT MOUNT

PART NUMBER	HOUSING MATERIAL	HOUSING COLOUR	LUMENS (EFF.)	LUX @ 30M	AMPS (MAX)
EW3000	ALUMINIUM	BLACK	1507	92.3	1.7
EW3001	ALUMINIUM	WHITE	1507	92.3	1.7

SEARCH/SPOT



EW3010 Series

10x5W LED REMOTE SPOTLIGHT

Conquer any terrain with the EW3010 Series LED Remote Spotlight. Equipped with 10 powerful 5W LEDs on a 12-24V system, its 135° tilt and 360° rotation provide exceptional flexibility. Perfect for search and spot lighting, it ensures brilliant, reliable illumination in the most demanding environments.



CLICK OR SCAN
FOR MORE INFO
& ACCESSORIES



12-24V | 4 BOLT MOUNT

PART NUMBER	HOUSING MATERIAL	HOUSING COLOUR	LUMENS (EFF.)	LUX @ 30M	AMPS (MAX)
EW3010	ALUMINIUM	BLACK	3000	486	4.1
EW3011	ALUMINIUM	WHITE	3000	486	4.1

MATERIAL HANDLING LIGHTING OPTIONS

Our Material Handling Safety Light range is designed to enhance pedestrian safety around mobile equipment. These lights provide visual warnings by projecting blue or red arrows, boundary lines, or dots onto the ground, supplementing 360° warning lights. This feature is especially useful in areas with blind corners, such as warehouse racking, where pedestrians may not be paying close attention to their surroundings.

Our range includes the Blue Moving Arrow (EW2011B), LED Pedestrian Boundary Line (EW2015R), Blue Warning Dot (EW2002B), and LED Pedestrian Arrows (EW2010). Each light operates on 12-80 VDC, features an aluminium housing, and a polycarbonate lens, making them highly resistant to impact and vibration.

Additionally, our Forklift Safety Light range offers robust, high-powered blue and red lights with various patterns, designed for forklifts, scissor lifts, and excavation vehicles. These lights are IP67 rated for water and dust resistance, ensuring long-term reliability and minimal downtime. Enhance your workplace safety with our advanced lighting solutions.



EW2002 Series

LED PEDESTRIAN SPOTLIGHT

Projecting a blue warning dot onto the ground, this LED spotlight alerts pedestrians to moving equipment, improving safety in high-traffic areas. Ideal for blind corners, it enhances visibility where needed most. Built to withstand impact and vibration, it ensures reliable performance in demanding environments.



CLICK OR SCAN
FOR MORE INFO
& ACCESSORIES



12-80V | SINGLE BOLT MOUNT

PART NUMBER	PACKAGING	QTY	BEAM TYPE	LED CLR.	AMPS (MAX)
EW2002B	BOX	1	DOT	BLUE	0.6



EW2010 Series

LED PEDESTRIAN ARROW

Bold blue arrows provide a clear visual warning, guiding pedestrians around moving equipment in high-traffic areas. Ideal for warehouses and industrial sites, this LED safety light enhances awareness and reduces risks. Built to withstand tough conditions, it ensures long-lasting reliability.



CLICK OR SCAN
FOR MORE INFO
& ACCESSORIES



12-56V | SINGLE BOLT MOUNT

PART NUMBER	PACKAGING	QTY	BEAM TYPE	LED CLR.	AMPS (MAX)
EW2010B	BOX	1	ARROW	BLUE	0.7



EW2011B Series

MOVING PEDESTRIAN ARROW

This bright moving blue arrow grabs attention, keeping pedestrians alert to approaching equipment in busy areas and blind corners. Designed for maximum visibility, this dynamic safety light helps prevent accidents in high-traffic environments. Built tough, it delivers reliable performance when it matters most.



CLICK OR SCAN
FOR MORE INFO
& ACCESSORIES



12-80V | SINGLE BOLT MOUNT

PART NUMBER	PACKAGING	QTY	BEAM TYPE	LED CLR.	AMPS (MAX)
EW2011B	BOX	1	MOVING ARROW	BLUE	1.8



EW2015 Series

PEDESTRIAN BOUNDARY LINE

Create a clear safety zone with a bold red boundary line that keeps pedestrians at a safe distance from moving equipment. Perfect for warehouses and loading docks, this high-visibility safety light helps prevent accidents in busy environments. Built tough for durability, it delivers reliable performance in the harshest conditions.



CLICK OR SCAN
FOR MORE INFO
& ACCESSORIES



12-80V | SINGLE BOLT MOUNT

PART NUMBER	PACKAGING	QTY	BEAM TYPE	LED CLR.	AMPS (MAX)
EW2015R	BOX	1	LINE	RED	1.03



EW2025 Series

OUTDOOR PEDESTRIAN BOUNDARY LINE

Keep pedestrians at a safe distance with a bold red boundary line designed for outdoor work environments. Ideal for yards, high-traffic areas, and blind corners, this adjustable LED safety light enhances visibility around mobile equipment. Built tough with a stainless-steel bracket and impact-resistant lens, it delivers long-lasting reliability in demanding conditions.



CLICK OR SCAN
FOR MORE INFO
& ACCESSORIES



12-80V | SINGLE BOLT MOUNT

PART NUMBER	PACKAGING	QTY	BEAM TYPE	LED CLR.	AMPS (MAX)
EW2025R	BOX	1	LINE	RED	1.5



EW2030 Series

ARC BOUNDARY LINE

Ensure clear pedestrian awareness with a striking red arc that surrounds mobile equipment, offering 180° of coverage. Perfect for confined spaces and blind corners, this LED safety light helps prevent workplace accidents. Built for durability, it features a rugged stainless-steel bracket and impact-resistant lens for long-lasting performance in tough environments.



CLICK OR SCAN
FOR MORE INFO
& ACCESSORIES



12-80V | SINGLE BOLT MOUNT

PART NUMBER	PACKAGING	QTY	BEAM TYPE	LED CLR.	AMPS (MAX)
EW2030R	BOX	1	ARC	RED	1.04



FLT02 Series

PEDESTRIAN SQUARE SPOTLIGHT

Keep pedestrians safe with a bright red square beam that clearly defines forklift hazard zones. Designed for high-traffic areas, this LED safety lamp ensures visibility around moving equipment. With a wide 10-94V range and rugged construction, it delivers reliable, long-lasting performance in warehouses and loading docks.



CLICK OR SCAN
FOR MORE INFO
& ACCESSORIES



10-94V | SINGLE BOLT MOUNT

PART NUMBER	PACKAGING	QTY	BEAM TYPE	LED CLR.	AMPS (MAX)
FLT02	BOX	1	SQUARE	RED	0.67



FLT04 Series

PEDESTRIAN BOUNDARY LINE

Project a clear safety boundary with the FLT04 Series Red Line Beam Lamp. Designed for forklifts, it casts a vivid red line to alert pedestrians to nearby equipment. Operating on a 10-94V system, it provides reliable performance in busy warehouses and industrial environments, with a durable build for long-term use.



CLICK OR SCAN
FOR MORE INFO
& ACCESSORIES



10-94V | SINGLE BOLT MOUNT

PART NUMBER	PACKAGING	QTY	BEAM TYPE	LED CLR.	AMPS (MAX)
FLT04	BOX	1	LINE	RED	0.48



FLT05 Series

PEDESTRIAN BOUNDARY ARC

Create a highly visible safety zone with the FLT05 Series Red Semi-Circle Beam Lamp. Designed for forklifts, it projects a bold red semi-circle to warn pedestrians of moving equipment. Operating on a 10-80V system, it delivers reliable performance in busy warehouses and industrial sites, with a durable build for long-lasting use.



CLICK OR SCAN
FOR MORE INFO
& ACCESSORIES



10-80V | SINGLE BOLT MOUNT

PART NUMBER	PACKAGING	QTY	BEAM TYPE	LED CLR.	AMPS (MAX)
FLT05	BOX	1	ARC	RED	0.9

NO TASK LEFT UNLIT

HIGH POWERED RECHARGEABLE LAMPS

The optimal workshop companion is ideal for breakdown or recovery, agricultural, outdoor, marine/boating, off-road 4x4 or camping.

**WORKSHOP
TOUGH**



AREA LIGHTING

- **Long Battery Life**
- **Fast Recharge**
- **Workshop Tough**
- **2 Year Warranty**

IMPACT
RESISTANCE



CHEMICAL
RESISTANCE



**6500K
COOL
WHITE**

MAGNETIC
SUPPORT





EW2461 Series

COMPACT RECHARGEABLE MAGNETIC WORKLIGHT

Harness powerful on-the-go illumination with a robust worklamp that offers a high-intensity flood beam across three modes – full power, reduced intensity, and SOS – in a compact, battery-powered design.



CLICK OR SCAN
FOR MORE INFO
& ACCESSORIES



USB TYPE-C CABLE | 600 LUMENS

PART NUMBER	PACKAGING	QTY	CABLE LENGTH	COLOUR TEMP	CHARGING TIME	RUNTIME (MAX)
EW2461-1.5m	BOX	1	1500	6500K	4 Hours	4 Hours



EW2562 Series

HEAVY-DUTY RECHARGEABLE MAGNETIC WORKLIGHT

Stay mobile with a portable magnetic worklight that delivers a strong flood beam and reliable performance, powered by a durable lithium battery and USB-C charging for job sites on the move.



CLICK OR SCAN
FOR MORE INFO
& ACCESSORIES



USB TYPE-C CABLE | 550 LUMENS

PART NUMBER	PACKAGING	QTY	CABLE LENGTH	COLOUR TEMP	CHARGING TIME	RUNTIME (MAX)
EW2562-1.5M	BOX	1	1500	6500K	4 Hours	4 Hours



PL170 Series

RECHARGEABLE PENLIGHT WITH MAGNETIC CLIP

Enjoy versatile, handheld lighting that functions as both a torch and mainlight. Its magnetic pen clip enables hands-free use and USB charging keeps it ready for everyday tasks.



USB MICRO-B CABLE | 80 LUMENS



CLICK OR SCAN
FOR MORE INFO
& ACCESSORIES



PART NUMBER	PACKAGING	QTY	CABLE LENGTH	COLOUR TEMP	CHARGING TIME	RUNTIME (MAX)
PL170	BLISTER	1		6500K	2.6 Hours	4.5 Hours



PL175 Series

SLIMLINE MINI PENLIGHT WITH 360° PIVOT

Achieve pinpoint illumination with a tool that offers high/low modes, a top torch function, and a 360° ball pivot, making it the perfect choice for professionals requiring precise, targeted light.



USB MICRO-B CABLE | 120 LUMENS



CLICK OR SCAN
FOR MORE INFO
& ACCESSORIES



PART NUMBER	PACKAGING	QTY	CABLE LENGTH	COLOUR TEMP	CHARGING TIME	RUNTIME (MAX)
PL175	BLISTER	1		6500K	1.5 Hours	3 Hours



PL190 Series

HEAVY-DUTY RECHARGEABLE PENLIGHT

Be prepared for emergencies with a rugged, compact torch that provides high/low modes and a top torch function. Secure placement is guaranteed by twin magnets, while a pocket clip and USB charging offer added convenience.



CLICK OR SCAN
FOR MORE INFO
& ACCESSORIES



USB MICRO-B CABLE | 120 LUMENS

PART NUMBER	PACKAGING	QTY	CABLE LENGTH	COLOUR TEMP	CHARGING TIME	RUNTIME (MAX)
PL190	BLISTER	1		6500K	3 Hours	4 Hours



HT300 Series

RECHARGEABLE LED HEAD TORCH WITH MOTION SENSOR

Step into hands-free headlighting with a powerful torch that delivers up to 350 lumens using advanced COB LED technology. Its built-in motion sensor ensures effortless activation and consistent performance.



CLICK OR SCAN
FOR MORE INFO
& ACCESSORIES



USB TYPE-C CABLE | 150 LUMENS

PART NUMBER	PACKAGING	QTY	CABLE LENGTH	COLOUR TEMP	CHARGING TIME	RUNTIME (MAX)
HT300B	BOX	1		6500K	2.5 Hours	8 Hours



HT70 Series

MOTION SENSOR HEAD TORCH

Enjoy effortless operation with a rechargeable head torch that uses a bright COB LED and motion sensor for touch-free control, perfect for outdoor adventures and demanding work scenarios.



CLICK OR SCAN
FOR MORE INFO
& ACCESSORIES



USB MICRO-B CABLE | 100 LUMENS

PART NUMBER	PACKAGING	QTY	CABLE LENGTH	COLOUR TEMP	CHARGING TIME	RUNTIME (MAX)
HT70	BLISTER	1		6500K	2.5 Hours	5.5 Hours



HH190 Series

RECHARGEABLE PIVOTING INSPECTION LAMP

Illuminate your workspace with a multi-function torch featuring both worklight and top torch capabilities. A 7-position pivoting head and super-strong magnetic base deliver versatile, hands-free performance.



CLICK OR SCAN
FOR MORE INFO
& ACCESSORIES



USB MICRO-B CABLE | 80 LUMENS

PART NUMBER	PACKAGING	QTY	CABLE LENGTH	COLOUR TEMP	CHARGING TIME	RUNTIME (MAX)
HH190	BLISTER	1		6500K	4 Hours	8 Hours



HH340 Series

RECHARGEABLE SLIMLINE INSPECTION WAND

Target precise areas with an adjustable torch offering high/low modes and a top torch function. Its 5-position pivoting head and robust magnetic base make it ideal for detailed inspection and professional tasks.



CLICK OR SCAN
FOR MORE INFO
& ACCESSORIES



USB MICRO-B CABLE | 120 LUMENS

PART NUMBER	PACKAGING	QTY	CABLE LENGTH	COLOUR TEMP	CHARGING TIME	RUNTIME (MAX)
HH340	BLISTER	1		6500K	4 Hours	6 Hours



HH420 Series

FLEXIBLE RECHARGEABLE INSPECTION LIGHT

Achieve adjustable, precision task lighting with a torch that features an easy-to-control dimmer and top torch. Its flexible design and super-strong magnetic base make it indispensable for electricians and DIY professionals.



CLICK OR SCAN
FOR MORE INFO
& ACCESSORIES



USB MICRO-B CABLE | 120 LUMENS

PART NUMBER	PACKAGING	QTY	CABLE LENGTH	COLOUR TEMP	CHARGING TIME	RUNTIME (MAX)
HH420	BLISTER	1		6500K	4 Hours	10 Hours



EW0325 Series

WALL MOUNT LED MAP LIGHT

Maximise your workspace or vehicle interior with a compact LED that offers selectable white and red modes. Its easy wall-mount design delivers reliable, low-glare illumination for precise navigation and task lighting.



CLICK OR SCAN
FOR MORE INFO
& ACCESSORIES



12-24V | WALL MOUNT

PART NUMBER	PACKAGING	QTY	DIMENSIONS (mm)	LED CLR.	HOUSING CLR.	LUMENS (EFF.)	COLOUR TEMP
EW0325MAPCR	BOX	1		 WHITE/RED	BLACK	192	



EW8001 Series

HIGH-PERFORMANCE WALL MOUNT LED MAP LIGHT

Enjoy bright, clear lighting in tight spaces with this wall-mounted LED lamp that provides 240 effective lumens. With selectable white and red outputs, it ensures dependable, low-glare performance in cabins, vehicles, or professional workspaces.



CLICK OR SCAN
FOR MORE INFO
& ACCESSORIES



12-24V | WALL MOUNT



PART NUMBER	PACKAGING	QTY	DIMENSIONS (mm)	LED CLR.	HOUSING CLR.	LUMENS (EFF.)	COLOUR TEMP
EW8001WWR	BOX	1	24 x 560 x 24	 WHITE/RED	BLACK	100	



RL120 Series

FLEXIBLE INTERIOR READING LAMP (120MM)

Illuminate small areas with a compact lamp that delivers bright output from three high-intensity LEDs. Its simple on/off switch and space-saving design make it perfect for targeted lighting in vehicle compartments and control panels.



CLICK OR SCAN
FOR MORE INFO
& ACCESSORIES



12V | SCREW MOUNT

PART NUMBER	PACKAGING	QTY	DIMENSIONS (mm)	LED CLR.	HOUSING CLR.	LUMENS (EFF.)	COLOUR TEMP
RL120	BLISTER	1	63 x 60 x 114	<input type="checkbox"/> WHITE	BLACK	130	6500K
RL120B	POLYBAG	1	63 x 60 x 114	<input type="checkbox"/> WHITE	BLACK	130	6500K



RL150 Series

INTERIOR READING LAMP WITH USB & CRYSTAL HEAD

Enhance your interior lighting with a flexible lamp featuring six high-brightness LEDs and an inbuilt USB port. Its adjustable neck extension lets you direct light precisely where needed, combining functionality with charging convenience.



CLICK OR SCAN
FOR MORE INFO
& ACCESSORIES



12V | SCREW MOUNT

PART NUMBER	PACKAGING	QTY	DIMENSIONS (mm)	LED CLR.	HOUSING CLR.	LUMENS (EFF.)	COLOUR TEMP
RL151B	POLYBAG	1	56 x 56 x 155	<input type="checkbox"/> WHITE	BLACK	83	5500K



RL330 Series

FLEXIBLE INTERIOR READING LAMP (330MM)

Optimize your work area with a compact, efficient lamp that packs three high-intensity LEDs into a small form factor. An easy on/off switch ensures convenience, making it ideal for focused task lighting in cramped spaces.



CLICK OR SCAN
FOR MORE INFO
& ACCESSORIES



12V | SCREW MOUNT

PART NUMBER	PACKAGING	QTY	DIMENSIONS (mm)	LED CLR.	HOUSING CLR.	LUMENS (EFF.)	COLOUR TEMP
RL330	BLISTER	1	60 x 333 x 63	<input type="checkbox"/> WHITE	BLACK	130	6500K



RL60 Series

ALUMINIUM LED READING LAMP

Get the perfect beam control with a lamp that offers a 60° tilt and 350° rotation. Its three high-brightness LEDs provide flexible, targeted illumination, making it ideal for applications where precision and versatility are key.



CLICK OR SCAN
FOR MORE INFO
& ACCESSORIES



12V | SCREW MOUNT

PART NUMBER	PACKAGING	QTY	DIMENSIONS (mm)	LED CLR.	HOUSING CLR.	LUMENS (EFF.)	COLOUR TEMP
RL60-12B	POLYBAG	1	60 x 69 x 99	<input type="checkbox"/> WHITE	CHROME	140	6500K
RL60BLKB	POLYBAG	1	60 x 69 x 99	<input type="checkbox"/> WHITE	BLACK	140	6500K
RL60BLKB-USB	POLYBAG	1	60 x 69 x 99	<input type="checkbox"/> WHITE	BLACK	140	6500K
RL60B-USB	POLYBAG	1	60 x 69 x 99	<input type="checkbox"/> WHITE	CHROME	140	6500K



FSL Series - 12 VOLT

12V FLEXIBLE STRIP LIGHT

Tailor your interior lighting with this 12 Volt LED kit that emits cool white light through a highly flexible clear PVC lens. Its adhesive mount ensures quick installation for custom applications requiring efficient, reliable LED performance.



CLICK OR SCAN
FOR MORE INFO
& ACCESSORIES



12V | 3M TAPE MOUNT

PART NUMBER	PACKAGING	QTY	DIMENSIONS (mm)	LED CLR.	HOUSING CLR.	LUMENS (EFF.)	COLOUR TEMP
FSL457W	BLISTER	1	457 x 12 x 5	<input type="checkbox"/> WHITE	BLACK	314	
FSL457WB	POLYBAG	1	457 x 12 x 5	<input type="checkbox"/> WHITE	BLACK	314	
FSL610W	BLISTER	1	610 x 12 x 5	<input type="checkbox"/> WHITE	BLACK	418	
FSL914W	BLISTER	1	914 x 12 x 5	<input type="checkbox"/> WHITE	BLACK	627	
FSL1140W	BLISTER	1	1140 x 12 x 5	<input type="checkbox"/> WHITE	BLACK	800	
FSL1140WB	POLYBAG	1	1140 x 12 x 5	<input type="checkbox"/> WHITE	BLACK	800	



FSL Series - 24 VOLT

24V FLEXIBLE STRIP LIGHT

Deliver cool white, energy-efficient light with a 24 Volt solution that uses a flexible clear PVC lens. The adhesive mounting makes for a hassle-free setup, providing versatile illumination for a range of bespoke applications.



CLICK OR SCAN
FOR MORE INFO
& ACCESSORIES



24V | 3M TAPE MOUNT

PART NUMBER	PACKAGING	QTY	DIMENSIONS (mm)	LED CLR.	HOUSING CLR.	LUMENS (EFF.)	COLOUR TEMP
FSL500W24	BLISTER	1	500 x 12 x 5	<input type="checkbox"/> WHITE	BLACK	314	
FSL610W24	BLISTER	1	610 x 12 x 5	<input type="checkbox"/> WHITE	BLACK	418	
FSL610W24B	POLYBAG	1	610 x 12 x 5	<input type="checkbox"/> WHITE	BLACK	418	
FSL914W24	BLISTER	1	914 x 12 x 5	<input type="checkbox"/> WHITE	BLACK	627	
FSL914W24B	POLYBAG	1	914 x 12 x 5	<input type="checkbox"/> WHITE	BLACK	627	
FSL1200W24B	POLYBAG	1	1200 x 12 x 5	<input type="checkbox"/> WHITE	BLACK	800	



24 Series

SLIM INTERIOR STRIP LAMP

Achieve maximum brightness in confined spaces with a sleek, slim design that houses high-intensity LEDs. Engineered for durability and versatility, this series offers outstanding visibility while maintaining a compact profile.



CLICK OR SCAN
FOR MORE INFO
& ACCESSORIES



12-24V | SCREW MOUNT

PART NUMBER	PACKAGING	QTY	DIMENSIONS (mm)	LED CLR.	HOUSING CLR.	LUMENS (EFF.)	COLOUR TEMP
2430BMB	POLYBAG	1	362 x 25 x 11	<input type="checkbox"/> WHITE	BLACK	247	6500K
2430BMB-SW	POLYBAG	1	362 x 25 x 11	<input type="checkbox"/> WHITE	BLACK	247	6500K
2460BMB	POLYBAG	1	662 x 25 x 11	<input type="checkbox"/> WHITE	BLACK	394	6500K
2460BMB-SW	POLYBAG	1	662 x 25 x 11	<input type="checkbox"/> WHITE	BLACK	394	6500K



40 Series

INTERIOR STRIP LAMP WITH TOUCH SENSOR

Upgrade your interior with a slim, stylish lamp available in black or silver finishes. Its high-brightness SMD LEDs deliver crisp illumination in a low-profile design, perfect for achieving a clean, modern look without sacrificing performance.



CLICK OR SCAN
FOR MORE INFO
& ACCESSORIES



12V | SCREW MOUNT

PART NUMBER	PACKAGING	QTY	DIMENSIONS (mm)	LED CLR.	HOUSING CLR.	LUMENS (EFF.)	COLOUR TEMP
40260MCU	BLISTER	1	260 x 40 x 11	<input type="checkbox"/> WHITE	BLACK	237	6500K
40260SMCU	BLISTER	1	260 x 40 x 11	<input type="checkbox"/> WHITE	SILVER	237	6500K
40410MCU	BLISTER	1	410 x 40 x 11	<input type="checkbox"/> WHITE	BLACK	474	6500K
40410SMCU	BLISTER	1	410 x 40 x 11	<input type="checkbox"/> WHITE	SILVER	474	6500K
40770MCU	BLISTER	1	770 x 40 x 11	<input type="checkbox"/> WHITE	BLACK	948	6500K



7515 Series

COMPACT ROUND INTERIOR LAMP

Experience powerful, compact illumination with 15 high-brightness LEDs housed in an ultra-slim 9mm design. Delivering 250 effective lumens, this interior lamp offers reliable lighting for tight spaces while maintaining a refined, space-saving profile.



CLICK OR SCAN
FOR MORE INFO
& ACCESSORIES



12V | SCREW MOUNT

PART NUMBER	PACKAGING	QTY	DIMENSIONS (mm)	LED CLR.	HOUSING CLR.	LUMENS (EFF.)	COLOUR TEMP
7515C	BLISTER	1	76 x 76 x 9	<input type="checkbox"/> WHITE	CHROME	250	6500K
7515CB	POLYBAG	1	76 x 76 x 9	<input type="checkbox"/> WHITE	CHROME	250	6500K
7515WB	POLYBAG	1	76 x 76 x 9	<input type="checkbox"/> WHITE	WHITE	250	6500K

INTERIOR & EXTERIOR LIGHTING OPTIONS

By offering a diverse range in interior and exterior lighting, LED have you covered when it comes to your lighting decisions. LED Autolamps incorporate high-quality manufacturing, matched together with super bright LEDs and low-profile compact designs with choices of a switch, PIR (Motion Sensor), touch sensor, or non-switch lighting options. Ideally suited to a caravan, RV, Bus, Trailer, or vehicle interior. LED have the product that you need.





EW2601 Series

RECTANGULAR 40° LED AWNING LIGHT

Elevate your outdoor space with a high-performance LED awning light that delivers a focused 40° beam for even illumination. Its sleek design ensures a modern, energy-efficient solution for a variety of installations.



CLICK OR SCAN
FOR MORE INFO
& ACCESSORIES



2 BOLT/SCREW MOUNT

PART NUMBER	PACKAGING	QTY	DIMENSIONS (mm)	LED CLR.	HOUSING CLR.	LUMENS (EFF.)	VLTG	SWCHD
EW2601-24V-W	BOX	1	329 x 68 x 45	<input type="checkbox"/> WHITE	WHITE	1695	24V	



EW4000 Series

SOLID-STATE LED SCENE LIGHT

Light up large areas with a versatile scene light that offers a choice of a 62° wide beam or flat lighting. Its durable construction provides reliable performance in demanding conditions.



CLICK OR SCAN
FOR MORE INFO
& ACCESSORIES



4 BOLT MOUNT


PART NUMBER	PACKAGING	QTY	DIMENSIONS (mm)	LED CLR.	HOUSING CLR.	LUMENS (EFF.)	VLTG	SWCHD
EW4005	BOX	1	159 x 98 x 36.5	<input type="checkbox"/> WHITE	BLACK		12-24V	
EW4006	BOX	1	159 x 98 x 76.9	<input type="checkbox"/> WHITE	BLACK		12-24V	



10 Series

VERSATILE INTERIOR/EXTERIOR STRIP LAMP

Achieve maximum visibility with a compact lamp that spreads light over 120° for a bold, unmistakable effect. Its ultra-slim profile is ideal for installations where space is at a premium.



CLICK OR SCAN
FOR MORE INFO
& ACCESSORIES



6500K | SCREW MOUNT

PART NUMBER	PACKAGING	QTY	DIMENSIONS (mm)	LED CLR.	HOUSING CLR.	LUMENS (EFF.)	VLTG	SWCHD
1016	BLISTER	1	100 x 25 x 10	<input type="checkbox"/> WHITE	WHITE	46	12V	
1031	BLISTER	1	150 x 25 x 10	<input type="checkbox"/> WHITE	WHITE	90	12V	
1031/24	BLISTER	1	150 x 25 x 10	<input type="checkbox"/> WHITE	WHITE	90	24V	
1061	BLISTER	1	300 x 25 x 10	<input type="checkbox"/> WHITE	WHITE	340	12V	
1061/12SW	BLISTER	1	300 x 25 x 10	<input type="checkbox"/> WHITE	WHITE	340	12V	MOM.
1061/24	BLISTER	1	300 x 25 x 10	<input type="checkbox"/> WHITE	WHITE	340	24V	
10121	BLISTER	1	600 x 25 x 10	<input type="checkbox"/> WHITE	WHITE	670	12V	
10121/12SW	BLISTER	1	600 x 25 x 10	<input type="checkbox"/> WHITE	WHITE	670	12V	MOM.
10121/24	BLISTER	1	600 x 25 x 10	<input type="checkbox"/> WHITE	WHITE	670	24V	



7610 Series

SMALL ROUND INTERIOR/EXTERIOR LAMP

Enjoy crisp, natural white illumination at 4500K from a low-profile LED solution designed for clarity and style. Its compact design makes it perfect for tight installations without compromising on brightness.



CLICK OR SCAN
FOR MORE INFO
& ACCESSORIES



4500K | SCREW MOUNT

PART NUMBER	PACKAGING	QTY	DIMENSIONS (mm)	LED CLR.	HOUSING CLR.	LUMENS (EFF.)	VLTG	SWCHD
7610WM	BOX	1	76 x 76 x 13	<input type="checkbox"/> WHITE	WHITE	400	12-24V	



13118 Series

LARGE ROUND INTERIOR/EXTERIOR LAMP

Experience outstanding brightness with an interior/exterior lamp engineered to deliver 225 lux at 1 metre. The design seamlessly blends modern aesthetics with high-output performance for enhanced visibility.



CLICK OR SCAN
FOR MORE INFO
& ACCESSORIES



4500K | SCREW MOUNT

PART NUMBER	PACKAGING	QTY	DIMENSIONS (mm)	LED CLR.	HOUSING CLR.	LUMENS (EFF.)	VLTG	SWCHD
13118WM	BOX	1	131 x 131 x 14	<input type="checkbox"/> WHITE	WHITE	750	12-24V	
13118WM-PIR	BOX	1	131 x 131 x 14	<input type="checkbox"/> WHITE	WHITE	750	12-24V	PIR
13118WM-SW	BOX	1	131 x 131 x 14	<input type="checkbox"/> WHITE	WHITE	750	12-24V	MOM.



16606 Series

COMPACT OVAL INTERIOR/EXTERIOR LAMP

Embrace efficiency with a sleek lamp that emits natural white light at 4500K and produces 74 lux at 1 metre. Its streamlined design ensures consistent, energy-efficient performance across varied applications.



CLICK OR SCAN
FOR MORE INFO
& ACCESSORIES



4500K | SCREW MOUNT

PART NUMBER	PACKAGING	QTY	DIMENSIONS (mm)	LED CLR.	HOUSING CLR.	LUMENS (EFF.)	VLTG	SWCHD
16606WM	BOX	1	166 x 61 x 14	<input type="checkbox"/> WHITE	WHITE	240	12-24V	
16606WM-PIR	BOX	1	166 x 61 x 14	<input type="checkbox"/> WHITE	WHITE	240	12-24V	PIR
16606WM-SW	BOX	1	166 x 61 x 14	<input type="checkbox"/> WHITE	WHITE	240	12-24V	MOM.



20109 Series

LARGE OVAL INTERIOR/EXTERIOR LAMP

Upgrade your exterior lighting with a modern lamp that enhances clarity and brightness through its contemporary low-profile design and crisp, natural white light.



CLICK OR SCAN
FOR MORE INFO
& ACCESSORIES



4500K | SCREW MOUNT


PART NUMBER	PACKAGING	QTY	DIMENSIONS (mm)	LED CLR.	HOUSING CLR.	LUMENS (EFF.)	VLTG	SWCHD
20109WM	BOX	1	201 x 67 x 14	<input type="checkbox"/> WHITE	WHITE	400	12-24V	
20109WM-PIR	BOX	1	201 x 67 x 14	<input type="checkbox"/> WHITE	WHITE	400	12-24V	PIR
20109WM-SW	BOX	1	201 x 67 x 14	<input type="checkbox"/> WHITE	WHITE	400	12-24V	MOM.



23 Series

DURABLE AWNING LAMP

Create the perfect ambience with awning lamps that cast a broad 60° beam, ensuring extended, efficient illumination ideal for outdoor leisure and camping setups.



CLICK OR SCAN
FOR MORE INFO
& ACCESSORIES



3000K | SCREW MOUNT

PART NUMBER	PACKAGING	QTY	DIMENSIONS (mm)	LED CLR.	HOUSING CLR.	LUMENS (EFF.)	VLTG	SWCHD
23450	BLISTER	1	443 x 23 x 24	<input type="checkbox"/> WHITE	SILVER	500	12V	
23450BLK	BLISTER	1	443 x 23 x 24	<input type="checkbox"/> WHITE	BLACK	385	12V	
23450BLKB	POLYBAG	1	443 x 23 x 24	<input type="checkbox"/> WHITE	BLACK	385	12V	
23260B	POLYBAG	1	260 x 23 x 24	<input type="checkbox"/> WHITE	SILVER	240	12V	
23260BLK	BLISTER	1	260 x 23 x 24	<input type="checkbox"/> WHITE	BLACK	185	12V	
23260BLKB	POLYBAG	1	260 x 23 x 24	<input type="checkbox"/> WHITE	BLACK	185	12V	
23260/24BLK	BLISTER	1	260 x 23 x 24	<input type="checkbox"/> WHITE	BLACK	185	24V	



23 Series - DUAL COLOUR

DUAL-COLOUR AWNING LAMPS FOR CARAVANS

Enjoy adaptable illumination by switching between amber and white outputs. The dual-colour option offers efficient performance while the amber mode helps deter unwanted insects, providing a versatile lighting experience.





2000K/4000K | SCREW MOUNT



CLICK OR SCAN
FOR MORE INFO
& ACCESSORIES



PART NUMBER	PACKAGING	QTY	DIMENSIONS (mm)	LED CLR.	HOUSING CLR.	LUMENS (EFF.)	VLTG	SWCHD
23450AWB	POLYBAG	1	443 x 23 x 24	 AMBER/WHITE	BLACK	365	12V	
23260AWB	POLYBAG	1	260 x 23 x 24	 AMBER/WHITE	BLACK	178	12V	



GH12 Series

BLACK LED GRAB HANDLE LIGHT

Enhance your exterior setup with a multi-function lamp that integrates a high-brightness main light and a built-in blue night-light. Its intuitive push-button control delivers user-friendly operation and reliable performance in any setting.



6500K | SCREW MOUNT



CLICK OR SCAN
FOR MORE INFO
& ACCESSORIES



PART NUMBER	PACKAGING	QTY	DIMENSIONS (mm)	LED CLR.	HOUSING CLR.	LUMENS (EFF.)	VLTG	SWCHD
GH12B	BOX	1	144 x 222 x 48	 BLUE/WHITE	BLACK	330	12V	YES

- **HAZARD**
- **WARNING**
- **EMERGENCY**



BE SEEN BE SAFE

Enhance safety and visibility with our LED warning lights. Directional LEDs offer versatile mounting for any vehicle surface, grille, headlight, or taillight, with powerful LEDs delivering dozens of flash patterns. Choose from single, split, dual, or tri-color light heads.

Our Beacons provide robust safety for trucks and forklifts, available in LED, rotator, and strobe variants with multiple mounting options, including magnetic bases.

For a low-profile solution, our LED Minibars feature advanced optics and LED technology, easily installed on rooftops.

Command attention with our LED Lightbars, designed for full-size rooftop installation, offering endless configurations and powerful warnings. Mine Bars provide an all-in-one solution. Contact your local Safety Group representative for custom requirements.

Pages

150-165



DIRECTIONALS

Surface and Multi-Mount
LED Warning Lights for
Trucks and Work Vehicles

Pages

166-187



BEACONS

LED, Rotator, and Strobe
Beacons for Trucks and
Work Vehicles

Pages

188-193



MINIBARS

LED, Rotator and Strobe
Minibars for Trucks and
Work Vehicles

Pages

194-195



LIGHTBARS

Full-Size Rooftop
Lightbars for Trucks and
Work Vehicles

Pages

196-197



MINEBARS

An All In One Solution
Contact your local ECCO
Safety Group representative
for custom requirements.



ED5051VDL1 Series

DECK, DASH & VISOR LIGHT

This low-profile deck, dash, and visor light provides discreet warning for work trucks and fleet vehicles. Dual-colour LEDs with 36 flash patterns deliver reliable visibility, while installation is simple using suction cups, tape, or screws with a cigarette plug adapter.



CLICK OR SCAN
FOR MORE INFO
& ACCESSORIES



DECK, DASH, VISOR
SELF-ADHESIVE/SUCTION/ SCREW MOUNT

PART NUMBER	PACKAGING	QTY	DIMENSIONS	LED CLR.	VLTG	AMPS (max)
ED5051VDL1-AW	BOX	1	217 x 44 x 48	AMBER/WHITE	12-24V	0.83



ED5051VDL2 Series

DECK, DASH & VISOR LIGHT

Offering enhanced warning for hard-to-reach areas like grilles and rear hatches, this unit features dual-colour LEDs in white and amber with 67 flash patterns. It mounts easily with suction cups, tape, or screws and includes a two-button controller and removable shroud to prevent flashback.



CLICK OR SCAN
FOR MORE INFO
& ACCESSORIES



DECK, DASH, VISOR
SELF-ADHESIVE/SUCTION/ SCREW MOUNT

PART NUMBER	PACKAGING	QTY	DIMENSIONS	LED CLR.	VLTG	AMPS (max)
ED5051VDL2-AW	BOX	1	357 x 44 x 48	AMBER/WHITE	12-24V	1.7



ED3701 Series

SAE CLASS I


An ultra-low profile directional LED with wide-angle optics and 6 high-intensity LEDs delivers multiple flash patterns. Available in single or split-colour, it can synchronise with other units, ensuring flexible, efficient installation and operation.



CLICK OR SCAN
FOR MORE INFO
& ACCESSORIES



SURFACE
2 BOLT MOUNT

PART NUMBER	PACKAGING	QTY	DIMENSIONS	LED CLR.	VLTG	AMPS (max)
ED3701R	BOX	1	120 x 32 x 13	 RED	12-24V	0.75



ED3706 Series

MULTI COLOUR | SAE CLASS I


This ultra-thin LED directional lamp offers split-colour options and four mounting alternatives for maximum flexibility. With 12 flash patterns and synchronisation capability, it maximises light output at every angle while installation is quick and straightforward.



CLICK OR SCAN
FOR MORE INFO
& ACCESSORIES



SURFACE, BRACKET
MULTI MOUNT

PART NUMBER	PACKAGING	QTY	DIMENSIONS	LED CLR.	VLTG	AMPS (max)
ED3706AC	BOX	1	131 x 32 x 21	 AMBER/WHITE	12-24V	0.9



ED3766 Series

DUAL COLOUR - SAE CLASS I

A dual-colour LED warning light features 12 high-intensity LEDs and 12 flash patterns. Its synchronisation capability allows for individual or alternating colour flashes, creating a powerful multi-colour warning system with fewer units.



CLICK OR SCAN
FOR MORE INFO
& ACCESSORIES



SURFACE
2 BOLT MOUNT

PART NUMBER	PACKAGING	QTY	DIMENSIONS	LED CLR.	VLTG	AMPS (max)
ED3766AC	BOX	1	163 x 38 x 30	AMBER/WHITE	12-24V	0.77
ED3766AR	BOX	1	163 x 38 x 30	AMBER/RED	12-24V	0.75



ED3777 Series

180 DEGREE INTERSECTION - SAE CLASS I

Bright and versatile, this directional LED provides 180° warning with work-light and puddle-light functions. Its low-profile, narrow design and multiple mounting options ensure optimal positioning for maximum signalling.



CLICK OR SCAN
FOR MORE INFO
& ACCESSORIES



SURFACE, BRACKET
MULTI MOUNT

PART NUMBER	PACKAGING	QTY	DIMENSIONS	LED CLR.	VLTG	AMPS (max)
ED3777A	BOX	1	130 x 30 x 33	AMBER	12-24V	1.22
ED3777AG	BOX	1	130 x 29 x 21	AMBER/GREEN	12-24V	1.2
ED3777AW	BOX	1	130 x 29 x 21	AMBER/WHITE	12-24V	1.2



ED3794 UltraFlex Series

DUAL-COLOUR FLEXIBLE LED LIGHT


A versatile directional light with 12 dual-colour LEDs offers both amber and white outputs. Mounted on flat or curved surfaces with high-bond adhesive, its clear silicone housing resists yellowing, while the included two-bolt bezel simplifies installation.



CLICK OR SCAN
FOR MORE INFO
& ACCESSORIES



SURFACE, BRACKET
SELF-ADHESIVE/SCREW MOUNT

PART NUMBER	PACKAGING	QTY	DIMENSIONS	LED CLR.	VLTG	AMPS (max)
ED3794AW	BOX	1	118 x 14 x 27	 AMBER/WHITE	12-24V	0.8



ED3800 Series

ED3800 ULTRA THIN LED DIRECTIONAL LIGHT





Ultra-low profile LEDs—25% thinner than previous models—offer wide-angle optics and multiple flash patterns. Each LED colour is independently controllable, and synchronisation options allow tailored performance for any vehicle.



CLICK OR SCAN
FOR MORE INFO
& ACCESSORIES



SURFACE, BRACKET
2 BOLT MOUNT

PART NUMBER	PACKAGING	QTY	DIMENSIONS	LED CLR.	VLTG	AMPS (max)
ED3801A	BOX	1	121 x 36 x 9	 AMBER	12-24V	0.76
ED3801R	BOX	1	121 x 36 x 9	 RED	12-24V	0.79
ED3802AG	BOX	1	121 x 36 x 9	 AMBER/GREEN	12-24V	0.72
ED3802AW	BOX	1	121 x 36 x 9	 AMBER/WHITE	12-24V	0.72



ED3974 Series

DUAL-COLOUR LED WINDOW MOUNT

A low-profile, dual-colour LED directional designed for interior window mounting with high-bond tape. Adjustable up to 7.5° for various window angles, it offers 67 flash patterns for optimal visibility and performance.



CLICK OR SCAN
FOR MORE INFO
& ACCESSORIES



WINDOW, INTERIOR
SELF-ADHESIVE MOUNT

PART NUMBER	PACKAGING	QTY	DIMENSIONS	LED CLR.	VLTG	AMPS (max)
ED3974AW	BOX	1	199 x 52 x 39	AMBER/WHITE	12-24V	0.8



ED5100 Series

CORNER MODULE LED

Corner-mounted for full 360° warning, this directional LED features 7 flash patterns and an adjustable stainless steel bracket. It enhances visibility and safety when installed at vehicle corners, meeting ECE R65 standards.



CLICK OR SCAN
FOR MORE INFO
& ACCESSORIES



SURFACE, BRACKET
2 BOLT MOUNT

PART NUMBER	PACKAGING	QTY	DIMENSIONS	LED CLR.	VLTG	AMPS (max)
ED5100CA	BOX	1	171 x 33 x 74	AMBER	12-24V	1.2



ED9215 Series

COMBINATION WARNING AND WORKLIGHT

Ideal for bumpers or grilles, this lamp delivers 135° coverage with a central white light flanked by dual-colour warning LEDs. Two Hide-A-LED™ units at 45° angles ensure off-angle visibility for a comprehensive warning solution.



CLICK OR SCAN
FOR MORE INFO
& ACCESSORIES



SURFACE, BRACKET
MULTI MOUNT

PART NUMBER	PACKAGING	QTY	DIMENSIONS	LED CLR.	VLTG	AMPS (max)
ED9215AW	BOX	1	346 x 81 x 68	AMBER/WHITE	12-24V	3.3



3510 Series

SAE CLASS I

A compact, high-performance solution with 24 high-intensity LEDs housed in an ultra-slim 84mm x 27mm package. With 16 flash patterns and a UV-stabilised clear polycarbonate lens, it offers flexible installation for various vehicles.



CLICK OR SCAN
FOR MORE INFO
& ACCESSORIES



SURFACE, BRACKET
2 BOLT MOUNT

PART NUMBER	PACKAGING	QTY	DIMENSIONS	LED CLR.	VLTG	AMPS (max)
3510B	BOX	1	84 x 28 x 10	BLUE	12-24V	0.75
3510R	BOX	1	84 x 28 x 10	RED	12-24V	0.75



3811 Series

SAE CLASS I SURFACE / GROMMET MOUNT


Cost-effective and powerful, this lamp delivers outstanding light output from a rugged polycarbonate housing with urethane-encapsulated electronics. Synchronisation capability and 7 flash patterns ensure super-bright, reliable performance.



CLICK OR SCAN
FOR MORE INFO
& ACCESSORIES



SURFACE
2 BOLT MOUNT

PART NUMBER	PACKAGING	QTY	DIMENSIONS	LED CLR.	VLTG	AMPS (max)
3811R	BOX	1	154 x 53 x 33	 RED	12-24V	0.3



3931 Series

SAE CLASS I SURFACE / GROMMET MOUNT




In an ultra-slim 2" x 3" form factor with just 0.34" depth, 18 high-intensity LEDs and 16 flash patterns combine for powerful warning capability. It synchronises with other units for versatile installation and efficient, low-power operation.



CLICK OR SCAN
FOR MORE INFO
& ACCESSORIES



SURFACE
2 BOLT MOUNT

PART NUMBER	PACKAGING	QTY	DIMENSIONS	LED CLR.	VLTG	AMPS (max)
3931A	BOX	1	97 x 49 x 9	 AMBER	12V	0.64
3931B	BOX	1	97 x 49 x 9	 BLUE	12V	0.64
3931C	BOX	1	97 x 49 x 9	 WHITE	12V	0.64

3932 Series

SAE CLASS I SURFACE / GROMMET MOUNT



A compact 1.5" x 5" warning light that delivers 18 high-intensity LEDs and 16 flash patterns in an ultra-slim 0.34" design. It synchronises with compatible models to ensure reliable, efficient performance while drawing minimal power.



CLICK OR SCAN
FOR MORE INFO
& ACCESSORIES



SURFACE
2 BOLT MOUNT

PART NUMBER	PACKAGING	QTY	DIMENSIONS	LED CLR.	VLTG	AMPS (max)
3932A	BOX	1	97 x 49 x 9	 AMBER	12V	0.64
3932C	BOX	1	97 x 49 x 9	 WHITE	12V	0.64

9011 Series

CONCEALED WARNING LEDS



Optimised for headlight and tail-light applications, this directional LED uses wide-angle optics to maximise secondary light reflected from the vehicle's casing. Its low-profile design is ideal for confined spaces in modern headlights and tail lights.



CLICK OR SCAN
FOR MORE INFO
& ACCESSORIES



HOLE
2 BOLT MOUNT

PART NUMBER	PACKAGING	QTY	DIMENSIONS	LED CLR.	VLTG	AMPS (max)
9011A	BOX	1	38 x 27 x 38	 AMBER	12-24V	0.35
9011C	BOX	1	38 x 27 x 38	 WHITE	12-24V	0.35



9014 Series

IN-HEADLIGHT FLANGE OR SURFACE MOUNT LEDS





Delivering six high-intensity LEDs, this unit provides exceptional warning visibility. Suitable for headlight, tail light, or surface mounting, it offers low current draw and maintenance-free performance without the need for a remote power supply.



HOLE, SURFACE
1" HOLE/SURFACE MOUNT

CLICK OR SCAN
FOR MORE INFO
& ACCESSORIES



PART NUMBER	PACKAGING	QTY	DIMENSIONS	LED CLR.	VLTG	AMPS (max)
9014A	BOX	1	38 x 22 x 38	 AMBER	12-24V	0.9
9014B	BOX	1	38 x 22 x 38	 BLUE	12-24V	0.9
9014C	BOX	1	38 x 22 x 38	 WHITE	12-24V	0.9
9014R	BOX	1	38 x 22 x 38	 RED	12-24V	0.9



Stick-A-LED Series

SELF-ADHESIVE MOUNT

High-intensity warning lights that install fast with a self-adhesive, peel-and-stick backing—no fasteners required. Available in oval (3 LEDs) or rectangular (6 LEDs) shapes, they offer enhanced light dispersion from a durable polycarbonate base and lens.











SURFACE
SELF-ADHESIVE MOUNT



CLICK OR SCAN
FOR MORE INFO
& ACCESSORIES



PART NUMBER	PACKAGING	QTY	DIMENSIONS	LED CLR.	VLTG	AMPS (max)
ED0002A	BOX	1	60 x 26 x 11	 AMBER	12-24V	0.2
ED0002B	BOX	1	60 x 26 x 11	 BLUE	12-24V	0.2
ED0002C	BOX	1	60 x 26 x 11	 WHITE	12-24V	0.2
ED0002R	BOX	1	60 x 26 x 11	 RED	12-24V	0.16
ED0004A	BOX	1	54 x 41 x 11	 AMBER	12-24V	0.37
ED0004B	BOX	1	54 x 41 x 11	 BLUE	12-24V	0.36
ED0004C	BOX	1	54 x 41 x 11	 WHITE	12-24V	0.38
ED0004R	BOX	1	54 x 41 x 11	 RED	12-24V	0.29



ED0016 Series

MAGNETIC LED WARNING LIGHT


The MagSafe™ LED directional light offers long-lasting, low-maintenance performance with 18 high-intensity LEDs and an amber polycarbonate lens. Powered by 4 AA batteries, it provides customisable flash patterns or steady burn without moving parts.



CLICK OR SCAN
FOR MORE INFO
& ACCESSORIES



SURFACE
MAGNET MOUNT

PART NUMBER	PACKAGING	QTY	DIMENSIONS	LED CLR.	VLTG	AMPS (max)
ED0016A	BOX	1	160 x 100 x 49	 AMBER	6V	0.32



ED5051 Series

SINGLE-COLOUR GRILLE MOUNT


Ideal for hard-to-reach areas, this directional LED delivers effective warning with fewer units. With 3 mounting options, SAE Class I output, 18 flash patterns, and synchronisation capability, it ensures efficient, dependable performance.



CLICK OR SCAN
FOR MORE INFO
& ACCESSORIES



SURFACE, BRACKET
2 BOLT MOUNT

PART NUMBER	PACKAGING	QTY	DIMENSIONS	LED CLR.	VLTG	AMPS (max)
ED5051A	BOX	1	136 x 15 x 27	 AMBER	12-24V	0.7



SecuriLED II

SURFACE MOUNT

A next-generation directional LED with improved performance and a sleek, low-profile design. Sealed against moisture and dust, it offers selectable flash patterns and synchronisation, making it perfect for larger vehicles needing maximum visibility.



CLICK OR SCAN
FOR MORE INFO
& ACCESSORIES



SURFACE
4 SCREW MOUNT

PART NUMBER	PACKAGING	QTY	DIMENSIONS	LED CLR.	VLTG	AMPS (max)
ED5110A	BOX	1	130 x 118 x 21.5	AMBER	12-24V	1.2
ED5110B	BOX	1	130 x 118 x 21.5	BLUE	12-24V	1.2
ED5110R	BOX	1	130 x 118 x 21.5	RED	12-24V	0.7
ED5110W	BOX	1	130 x 118 x 21.5	WHITE	12-24V	0.9



3400 Series

SAE CLASS I LED

The LED Safety Director™ directs traffic from behind stationary vehicles with high-intensity warning in a compact light-stick design. Its soft-touch controller displays 9 flash patterns in real time and comes complete with a signal bar, controller, and 4.6m cable.



CLICK OR SCAN
FOR MORE INFO
& ACCESSORIES



MULTI MOUNT

PART NUMBER	PACKAGING	QTY	DIMENSIONS	LED CLR.	VLTG	AMPS (max)
3410A	BOX	1	1222 x 48 x 63	AMBER	12V	1.6
3435A	BOX	1	1222 x 48 x 63	AMBER	12V	1.6



ED3307 Series

SAE CLASS I LED SAFETY DIRECTOR

A powerful directional warning light that offers low amp draw and maintenance-free LED longevity. With 35 flash patterns controllable via an in-cab controller, it stands as the ultimate solution for effective traffic direction.



CLICK OR SCAN
FOR MORE INFO
& ACCESSORIES



MULTI MOUNT

PART NUMBER	PACKAGING	QTY	DIMENSIONS	LED CLR.	VLTG	AMPS (max)
ED3307A	BOX	1	1360 x 24.4 x 3.2	 AMBER	12-24V	2.8



ED3300 Series

SAE CLASS I LED SAFETY DIRECTOR




A high-intensity warning system that uses a sleek light-stick design to direct traffic from behind a stationary vehicle. Featuring a soft-touch in-cab controller with 9 flash patterns and an auxiliary switch, it ensures efficient, precise traffic direction.



CLICK OR SCAN
FOR MORE INFO
& ACCESSORIES



MULTI MOUNT


PART NUMBER	PACKAGING	QTY	DIMENSIONS	LED CLR.	VLTG	AMPS (max)
ED3315A	BOX	1	1242 x 74 x 78	 AMBER	12-24V	1.6
ED3335A	BOX	1	1242 x 74 x 78	 AMBER	12-24V	1.6
ED3355A	BOX	1	1242 x 74 x 78	 AMBER	12-24V	1.6



EW3420 Series

50" SPOT/FLOOD COMBINATION

Combining a high-intensity Safety Director™ with a robust worklight, this unit features a steadyburn amber mode for demanding weather and dust conditions. It includes mounting brackets for flexible front or rear installation and 5-watt LEDs in a sturdy aluminium housing.



CLICK OR SCAN
FOR MORE INFO
& ACCESSORIES



MULTI MOUNT

PART NUMBER	PACKAGING	QTY	DIMENSIONS	LED CLR.	VLTG	AMPS (max)
EW3420	BOX	1	1275 x 90 x 58	AMBER/WHITE	12V	10



120033 Series

EMERGENCY STROBE LAMPS 11 SELECTABLE PATTERNS

Offering 11 versatile flash patterns in five vibrant colours, this unit ensures high visibility with a built-in synchronising wire. Its adaptable design coordinates multiple units for enhanced safety and performance in varied applications.



CLICK OR SCAN
FOR MORE INFO
& ACCESSORIES



3M TAPE / SCREW MOUNT

PART NUMBER	PACKAGING	QTY	DIMENSIONS	LED CLR.	VLTG	AMPS (max)
120033AM	BLISTER	1	89 x 30 x 8	AMBER	12-24V	0.4
120033GM	BLISTER	1	89 x 30 x 8	GREEN	12-24V	0.4
120033RM	BLISTER	1	89 x 30 x 8	RED	12-24V	0.4
120033WM	BLISTER	1	89 x 30 x 8	WHITE	12-24V	0.4



120034 Series

EMERGENCY STROBE LAMPS 11 SELECTABLE PATTERNS






Flexibility meets efficiency with a design that supports 3M tape or screw installation and 11 flash patterns. The synchronising wire ensures perfect coordination across multiple lights, making it ideal for fleet safety applications.



CLICK OR SCAN
FOR MORE INFO
& ACCESSORIES



3M TAPE / SCREW MOUNT

PART NUMBER	PACKAGING	QTY	DIMENSIONS	LED CLR.	VLTG	AMPS (max)
120034AM	BLISTER	1	98 x 30 x 8	 AMBER	12-24V	0.6
120034BM	BLISTER	1	98 x 30 x 8	 BLUE	12-24V	0.6
120034GM	BLISTER	1	98 x 30 x 8	 GREEN	12-24V	0.6
120034RM	BLISTER	1	98 x 30 x 8	 RED	12-24V	0.6
120034WM	BLISTER	1	98 x 30 x 8	 WHITE	12-24V	0.6



120035 Series

EMERGENCY STROBE LAMPS 14 SELECTABLE PATTERNS







Stand out with 14 dynamic flash patterns available in four colours. Seamless synchronisation across multiple units ensures consistent, high-visibility signalling, making this series perfect for customised, high-impact applications.



CLICK OR SCAN
FOR MORE INFO
& ACCESSORIES



3M TAPE / SCREW MOUNT

PART NUMBER	PACKAGING	QTY	DIMENSIONS	LED CLR.	VLTG	AMPS (max)
120035AM	BLISTER	1	131 x 30 x 8	 AMBER	12-24V	0.72
120035AMB	POLYBAG	1	131 x 30 x 8	 AMBER	12-24V	0.72
120035BM	BLISTER	1	131 x 30 x 8	 BLUE	12-24V	0.72
120035RBM	BLISTER	1	131 x 30 x 8	 RED/BLUE	12-24V	0.72
120035RM	BLISTER	1	131 x 30 x 8	 RED	12-24V	0.72
120035WM	BLISTER	1	131 x 30 x 8	 WHITE	12-24V	0.72



90 Series

EMERGENCY STROBE LAMPS

Providing 180° strobe illumination with 12 synchronised flash functions, this lamp adapts to diverse vehicle needs. Available in five colours, it delivers high-performance, reliable signalling for critical applications.



CLICK OR SCAN
FOR MORE INFO
& ACCESSORIES



SCREW MOUNT

PART NUMBER	PACKAGING	QTY	DIMENSIONS	LED CLR.	VLTG	AMPS (max)
90AM	BLISTER	1	112 x 37 x 23	AMBER	12-24V	0.15
90BM	BLISTER	1	112 x 37 x 23	BLUE	12-24V	0.16
90GM	BLISTER	1	112 x 37 x 23	GREEN	12-24V	0.42
90RM	BLISTER	1	112 x 37 x 23	RED	12-24V	0.15
90WM	BLISTER	1	112 x 37 x 23	WHITE	12-24V	0.2



91 Series

MARINE LAMPS

Optimised for marine applications, this lamp offers ultra-wide 180° illumination and resists sea spray and salt exposure. Available in vibrant marine colours, it ensures high visibility in the harshest environments.



CLICK OR SCAN
FOR MORE INFO
& ACCESSORIES



SCREW MOUNT

PART NUMBER	PACKAGING	QTY	DIMENSIONS	LED CLR.	VLTG	AMPS (max)
91GM	BLISTER	1	112 x 37 x 23	GREEN	12-24V	0.2



93 Series

EMERGENCY STROBE LAMPS





Offering both strobe and constant functions, this versatile lamp comes in five colours and features a synchronising wire for coordinated high-impact illumination. Its durable design ensures performance in demanding conditions.



CLICK OR SCAN
FOR MORE INFO
& ACCESSORIES



SCREW MOUNT

PART NUMBER	PACKAGING	QTY	DIMENSIONS	LED CLR.	VLTG	AMPS (max)
93AM	BLISTER	1	93 x 36 x 25	 AMBER	12-24V	0.34
93BM	BLISTER	1	93 x 36 x 25	 BLUE	12-24V	0.2
93GM	BLISTER	1	93 x 36 x 25	 GREEN	12-24V	0.42
93RM	BLISTER	1	93 x 36 x 25	 RED	12-24V	0.34



83 Series

TRAFFIC/ARROW BOARD LAMPS




A high-performance traffic or arrow board lamp featuring a central brightness of 700cd and available in three colours. Engineered to withstand tough conditions, it delivers reliable directional signalling for optimal traffic control.



CLICK OR SCAN
FOR MORE INFO
& ACCESSORIES



SCREW MOUNT

PART NUMBER	PACKAGING	QTY	DIMENSIONS	LED CLR.	VLTG	AMPS (max)
83A	BOX	1	140 x 140 x 83	 AMBER	12V	0.42
83G	BOX	1	140 x 140 x 83	 GREEN	12V	0.66
83R	BOX	1	140 x 140 x 83	 RED	12V	0.42

EB8160

Heavy-Duty Beacon



The EB8160 Heavy-Duty beacon is designed from the ground-up right here in Australia for the toughest of conditions. Featuring best-in-class low EMC performance backed by CISPR 25 Class 5 certification, the EB8160 is built to perform and not interfere. The optics are designed by ECCO to offer enhanced visibility, and when paired with the high-performance LEDs you'll have unparalleled visibility. The chassis is built tough from aluminium and features a reinforced polycarbonate lens with UV hard-coat. With IP67 and IP69K levels of dust and water ingress protection, the EB8160 is designed to handle everything you can throw at it.



Click or Scan
for the
EB8160 Series



5800 Series - MULTIVOLT

BELT-DRIVEN ROTATING BEACON

Engineered for high-visibility warnings, this beacon features a precision reflector and a durable twist-on polycarbonate lens for rapid bulb replacement. Operating on 12-24V, it delivers consistent performance in demanding conditions.



12-24V | ROTATE - 195 FPM



CLICK OR SCAN
FOR MORE INFO
& ACCESSORIES



PART NUMBER	MOUNT	DIMENSIONS	LENS CLR.	LED CLR.	AMPS (max)	FP COUNT
5800A	DIN POLE	134 x 211 x 134	AMBER	AMBER	4.9	1



5800 Series

BELT-DRIVEN ROTATING BEACON

Experience smooth, quiet operation with a beacon that maximises light output via a precision reflector. Its twist-on polycarbonate lens and locking screw enable quick maintenance for reliable, continuous warning performance.



12V | ROTATE - 195 FPM



CLICK OR SCAN
FOR MORE INFO
& ACCESSORIES



PART NUMBER	MOUNT	DIMENSIONS	LENS CLR.	LED CLR.	AMPS (max)	FP COUNT
5810A	DIN POLE	134 x 211 x 134	AMBER	AMBER	4.9	1
5813A	3 BOLT	153 x 144 x 153	AMBER	AMBER	4.9	1
5813A-MG	MAGNETIC	167 x 151 x 167	AMBER	AMBER	4.92	1
5816A	SINGLE BOLT	134 x 186 x 134	AMBER	AMBER	4.92	1



7660 RotoLED Series

HYBRID ROTATING LED BEACON

Merge modern LED efficiency with the classic look of a rotator. With a brushless magnetic drive and TIR optics delivering SAE Class I output, this beacon offers silent, maintenance-free operation and robust performance.



CLICK OR SCAN
FOR MORE INFO
& ACCESSORIES



12-24V | ROTATE - 70/75/120/125 FPM

PART NUMBER	MOUNT	DIMENSIONS	LENS CLR.	LED CLR.	AMPS (max)	FP COUNT
7660A	3 BOLT	166 x 159 x 166	AMBER	AMBER	2.08	4
7660A-VM	VACUUM	198 x 182 x 198	AMBER	AMBER	2.08	4
7660B	3 BOLT	166 x 159 x 166	BLUE	BLUE	2.08	4
7660B-VM	VACUUM	198 x 182 x 198	BLUE	BLUE	2.08	4
7660CA	3 BOLT	166 x 159 x 166	CLEAR	AMBER	2.08	4
7660CA-VM	VACUUM	198 x 182 x 198	CLEAR	AMBER	2.08	4
7660G	3 BOLT	166 x 159 x 166	GREEN	GREEN	2.08	4
7660G-VM	VACUUM	198 x 182 x 198	GREEN	GREEN	2.08	4
7660R	3 BOLT	166 x 159 x 166	RED	RED	2.08	4
7660R-VM	VACUUM	198 x 182 x 198	RED	RED	2.08	4



400 Series

ECE R65 LED BEACON

With 12 high-power LEDs simulating a rotating flash at 120FPM, this beacon delivers outstanding 360° visibility. A rugged housing and ECE R65 approval ensure durable performance under vibration.



CLICK OR SCAN
FOR MORE INFO
& ACCESSORIES



12/24V | 8 FLASH PATTERNS

PART NUMBER	MOUNT	DIMENSIONS	LENS CLR.	LED CLR.	AMPS (max)	FP COUNT
V11050	3 BOLT	153 x 143 x 153	AMBER	AMBER	2	8
V11053	MAGNETIC	167 x 151.5 x 167	AMBER	AMBER	2	8
V11054	MAGNETIC	199 x 159 x 199	AMBER	AMBER	2	8
V11055	DIN POLE	134 x 208 x 134	AMBER	AMBER	2	8
V11056	DIN POLE	153 x 204 x 153	AMBER	AMBER	2	8
V11066	3 BOLT	153 x 143 x 153	GREEN	GREEN	2	8
V11070	3 BOLT	153 x 143 x 153	RED	RED	1.5	8



EB5016 Silver Series

HIGH-PERFORMANCE R65 LED BEACON

A compact beacon delivering a 360° warning flash with 9 high-intensity LEDs. Its rugged, maintenance-free design and versatile mounting options meet ECE R65 standards for dependable performance.



12-24V | DOUBLE FLASH - 125 FPM



CLICK OR SCAN
FOR MORE INFO
& ACCESSORIES



PART NUMBER	MOUNT	DIMENSIONS	LENS CLR.	LED CLR.	AMPS (max)	FP COUNT
EB5003G	DIN POLE	147 x 179 x 147	GREEN	GREEN	1.85	1
EB5004G	MAGNETIC	148 x 141 x 148	GREEN	GREEN	1.4	1
EB5006G	MINI DIN POLE	112 x 168 x 112	GREEN	GREEN	1.85	1
EB5009A	FLEXI DIN POLE	149 x 231 x 149	AMBER	AMBER	1.4	1
EB5009G	FLEXI DIN POLE	149 x 230 x 149	GREEN	GREEN	1.85	1
EB5009R	FLEXI DIN POLE	149 x 231 x 149	RED	RED	1.4	1
EB5014A	3 BOLT	147 x 121 x 147	AMBER	AMBER	1.85	1
EB5015A	SINGLE BOLT FLEXI	112 x 149 x 112	AMBER	AMBER	1.85	1
EB5016A	DIN POLE	112 x 168 x 112	AMBER	AMBER	1.85	1
EB5017A	MAGNETIC	148 x 141 x 148	AMBER	AMBER	1.85	1
EB5018A	SINGLE BOLT	148 x 160 x 148	AMBER	AMBER	1.85	1



EB5100 Series

LOW-PROFILE R65 LED BEACON

This ECE R65 beacon offers multiple flash patterns and synchronisation in a compact, vibration-resistant design. Enhanced EMC performance makes it ideal for harsh environments.



12-24V | 12 FLASH PATTERNS



CLICK OR SCAN
FOR MORE INFO
& ACCESSORIES



PART NUMBER	MOUNT	DIMENSIONS	LENS CLR.	LED CLR.	AMPS (max)	FP COUNT
EB5101AA	SINGLE BOLT	149 x 72 x 149	AMBER	AMBER	5.5	12
EB5101CA	SINGLE BOLT	149 x 72 x 149	CLEAR	AMBER	5.5	12
EB5101CG	SINGLE BOLT	149 x 72 x 149	CLEAR	GREEN	5.5	12
EB5102AA	3 BOLT	149 x 63 x 149	AMBER	AMBER	5.5	12
EB5102CA	3 BOLT	149 x 63 x 149	CLEAR	AMBER	5.5	12
EB5102CG	3 BOLT	149 x 63 x 149	CLEAR	GREEN	5.5	12
EB5103AA	FLEXI DIN POLE	148 x 172 x 148	AMBER	AMBER	5.5	12
EB5103CA	FLEXI DIN POLE	148 x 172 x 148	CLEAR	AMBER	5.5	12
EB5103CG	FLEXI DIN POLE	148 x 172 x 148	CLEAR	GREEN	5.5	12
EB5104AA	MAGNETIC	155 x 70 x 155	AMBER	AMBER	5.5	12
EB5104CA	MAGNETIC	155 x 70 x 155	CLEAR	AMBER	5.5	12
EB5104CG	MAGNETIC	155 x 70 x 155	CLEAR	GREEN	5.5	12

* Certifications/approvals marked with an asterisk (*) apply to specific part numbers within the Series only.
Please refer to the product data sheet or contact us for clarification before purchase.



EB5200 Series

WIRELESS RECHARGEABLE LED BEACON

Perfect for temporary applications, this beacon mounts securely with a vacuum-magnet system and is remotely controlled for multiple flash patterns. Its rechargeable battery delivers consistent performance without permanent wiring.



CLICK OR SCAN
FOR MORE INFO
& ACCESSORIES



12-24V | 7 FLASH PATTERNS

PART NUMBER	MOUNT	DIMENSIONS	LENS CLR.	LED CLR.	AMPS (max)	FP COUNT
EB5200A	MAGNETIC	102 x 75 x 102	AMBER	AMBER	0.8	7



6262 Series

COMPACT LED BEACON

A maintenance-free beacon delivering a powerful Pulse8 flash via three high-performance LEDs. Its broad 12-80V range and low amp design make it a cost-effective upgrade for industrial applications.



CLICK OR SCAN
FOR MORE INFO
& ACCESSORIES



12-80V | Pulse8 (8 FLASH PER CYCLE) - 80 FPM

PART NUMBER	MOUNT	DIMENSIONS	LENS CLR.	LED CLR.	AMPS (max)	FP COUNT
6262A	2 BOLT	98 x 124 x 72	AMBER	AMBER	0.12	1



6465 Series

HEAVY-DUTY PULSE8 LED BEACON

Built for industrial use, this LED beacon delivers a powerful Pulse8 flash across a 12-80V range. Its reinforced, maintenance-free construction makes it a cost-effective alternative to traditional strobes.



CLICK OR SCAN
FOR MORE INFO
& ACCESSORIES



12-80V | Pulse8 (8 FLASH PER CYCLE) - 85 FPM

PART NUMBER	MOUNT	DIMENSIONS	LENS CLR.	LED CLR.	AMPS (max)	FP COUNT
6465A	3 BOLT	130 x 100 x 130	AMBER	AMBER	0.1	1
6465A-MG	MAGNETIC	130 x 101 x 130	AMBER	AMBER	0.1	1
6465B	3 BOLT	130 x 100 x 130	BLUE	BLUE	0.1	1
6465B-MG	MAGNETIC	130 x 101 x 130	BLUE	BLUE	0.1	1
6465C	3 BOLT	130 x 100 x 130	CLEAR	WHITE	0.1	1
6465G	3 BOLT	130 x 100 x 130	GREEN	GREEN	0.1	1
6465G-MG	MAGNETIC	130 x 101 x 130	GREEN	GREEN	0.1	1
6465R	3 BOLT	130 x 100 x 130	RED	RED	0.1	1
6465R-MG	MAGNETIC	130 x 101 x 130	RED	RED	0.1	1



7160 Reflex Series

HIGH-PERFORMANCE LED BEACON

Experience powerful SAE Class I illumination with 23 flash patterns—including simulated rotate. Advanced reflector technology, synchronisation, and hi/lo intensity control make this beacon the ultimate maintenance-free upgrade for fleet and worksite safety.



CLICK OR SCAN
FOR MORE INFO
& ACCESSORIES



12-24V | 23 FLASH PATTERNS

PART NUMBER	MOUNT	DIMENSIONS	LENS CLR.	LED CLR.	AMPS (max)	FP COUNT
7160A	3 BOLT	173 x 102 x 173	AMBER	AMBER	2	23
7160A-VM	VACUUM	199 x 124 x 199	AMBER	AMBER	2	23
7160B	3 BOLT	173 x 102 x 173	BLUE	BLUE	2	23
7160B-VM	VACUUM	199 x 124 x 199	BLUE	BLUE	2	23
7160CA	3 BOLT	173 x 102 x 173	CLEAR	AMBER	2	23
7160CA-VM	VACUUM	199 x 124 x 199	CLEAR	AMBER	2	23
7160CC	3 BOLT	173 x 102 x 173	CLEAR	WHITE	2	23
7160CC-VM	VACUUM	199 x 124 x 199	CLEAR	WHITE	2	23
7160G	3 BOLT	173 x 102 x 173	GREEN	GREEN	2	23
7160G-VM	VACUUM	199 x 124 x 199	GREEN	GREEN	2	23
7160R	3 BOLT	173 x 102 x 173	RED	RED	2	23
7160R-VM	VACUUM	199 x 124 x 199	RED	RED	2	23

* Certifications/approvals marked with an asterisk (*) apply to specific part numbers within the Series only.
Please refer to the product data sheet or contact us for clarification before purchase.



EB7185 Series

HIGH-PERFORMANCE LED BEACON

With 24 flash patterns and dual-colour options (amber/clear), this SAE Class I beacon delivers versatile, maintenance-free warnings with low amp draw—ideal for modern vehicle upgrades.



12-24V | 24 FLASH PATTERNS



CLICK OR SCAN
FOR MORE INFO
& ACCESSORIES



PART NUMBER	MOUNT	DIMENSIONS	LENS CLR.	LED CLR.	AMPS (max)	FP COUNT
EB7185CAB-IP	4 BOLT	166 x 77 x 166	CLEAR	AMBER/BBLUE	8.56	24
EB7185CAC-IP	4 BOLT	166 x 77 x 166	CLEAR	AMBER/WHITE	8.56	24
EB7185CAG-IP	4 BOLT	166 x 77 x 166	CLEAR	AMBER/GREEN	8.56	24
EB7185CAR-IP	4 BOLT	166 x 77 x 166	CLEAR	AMBER/RED	8.56	24
EB7185CRB-IP	4 BOLT	166 x 77 x 166	CLEAR	RED/BBLUE	8.56	24



EB7260 Series

COST-EFFECTIVE LED BEACON

Engineered for 12-24V systems, this SAE Class II beacon offers dependable visibility and durability, providing a maintenance-free alternative to traditional strobe beacons.



12-24V | 41 FLASH PATTERNS



CLICK OR SCAN
FOR MORE INFO
& ACCESSORIES



PART NUMBER	MOUNT	DIMENSIONS	LENS CLR.	LED CLR.	AMPS (max)	FP COUNT
EB7260A	3 BOLT	128 x 72 x 128	AMBER	AMBER	0.98	75-120
EB7260CA	3 BOLT	128 x 72 x 128	CLEAR	AMBER	0.98	75-120



EB7265 Series

INDUSTRIAL SAE CLASS I LED BEACON

A SAE Class I beacon delivering powerful Pulse8 flash signals on a 12-24V system, its robust, maintenance-free design stands as a cost-effective alternative to strobe beacons.



12-24V | 41 FLASH PATTERNS



CLICK OR SCAN
FOR MORE INFO
& ACCESSORIES



PART NUMBER	MOUNT	DIMENSIONS	LENS CLR.	LED CLR.	AMPS (max)	FP COUNT
EB7265A	3 BOLT	128 x 72 x 128	AMBER	AMBER	1.72	75-120
EB7265CA	3 BOLT	128 x 72 x 128	CLEAR	AMBER	1.4	75-120
EB7265CAB	3 BOLT	128 x 72 x 128	CLEAR	AMBER/BLUE	1.36	75-120
EB7265CAG	3 BOLT	128 x 72 x 128	CLEAR	AMBER/GREEN	1.4	75-120
EB7265CAR	3 BOLT	128 x 72 x 128	CLEAR	AMBER/RED	1.64	75-120
EB7265CB	3 BOLT	128 x 72 x 128	CLEAR	BLUE	1.36	75-120
EB7265CG	3 BOLT	128 x 72 x 128	CLEAR	GREEN	1.4	75-120
EB7265CR	3 BOLT	128 x 72 x 128	CLEAR	RED	1.64	75-120



7460 Profile Series

COMPACT LED BEACON

A low-profile beacon emitting powerful Pulse8 flashes, featuring an overhead heatsink and removable flange for versatile mounting. Its robust design ensures durability under harsh conditions.



12-36V | Pulse8 (8 FLASH PER CYCLE) - 75 FPM



CLICK OR SCAN
FOR MORE INFO
& ACCESSORIES



PART NUMBER	MOUNT	DIMENSIONS	LENS CLR.	LED CLR.	AMPS (max)	FP COUNT
7460A	3 BOLT / 1" PIPE	166 x 81 x 166	AMBER	AMBER	3.6	1
7460A-VM	VACUUM	198 x 105 x 198	AMBER	AMBER	3.6	1
7460B	3 BOLT / 1" PIPE	166 x 81 x 166	BLUE	BLUE	3.6	1
7460B-VM	VACUUM	198 x 105 x 198	BLUE	BLUE	3.6	1
7460CA	3 BOLT / 1" PIPE	166 x 81 x 166	CLEAR	AMBER	3.6	1
7460R	3 BOLT / 1" PIPE	166 x 81 x 166	RED	RED	3.9	1



EB7630 Series

CyclOne ROTATING LED BEACON

Harness CyclOne LED Technology with selectable rotation speeds and directions. A die-cast aluminium base serves as a heat sink, while an IP67-rated polycarbonate lens delivers high visibility and rugged durability.



10-30V | ROTATE - 120/180 FPM



CLICK OR SCAN
FOR MORE INFO
& ACCESSORIES



PART NUMBER	MOUNT	DIMENSIONS	LENS CLR.	LED CLR.	AMPS (max)	FP COUNT
EB7630A	3 BOLT	148.5 x 142 x 148.5	AMBER	AMBER	2	2
EB7630A-VM	VACUUM	190 x 152 x 190	AMBER	AMBER	2	2
EB7631A	DIN POLE	148.5 x 209 x 148.5	AMBER	AMBER	2	2



EB7800 Series

INDUSTRIAL LED BEACON

Operating on 12/24V, this LED beacon delivers a bright, reliable warning signal in a maintenance-free design—a cost-effective upgrade for electric vehicles and heavy equipment.



12-24V | ROTATE - 185 FPM



CLICK OR SCAN
FOR MORE INFO
& ACCESSORIES



PART NUMBER	MOUNT	DIMENSIONS	LENS CLR.	LED CLR.	AMPS (max)	FP COUNT
EB7810A	DIN POLE	134 x 211 x 134	AMBER	AMBER	1.36	1
EB7813A	3 BOLT	153 x 146 x 153	AMBER	AMBER	1.36	1
EB7813A-MG	MAGNETIC	167 x 152 x 167	AMBER	AMBER	1.36	1
EB7813B	3 BOLT	153 x 146 x 153	BLUE	BLUE	1.36	1
EB7813G	3 BOLT	153 x 146 x 153	GREEN	GREEN	1.36	1



EB7930 Series

HEAVY-DUTY PULSE II LED BEACON

Featuring encapsulated electronics and a reinforced nylon base, this SAE Class II beacon resists dust, moisture, and vibration. Its Pulse8 flash pattern and 12-48V operation provide a maintenance-free upgrade in harsh environments.



12-48V | 11 FLASH PATTERNS



CLICK OR SCAN
FOR MORE INFO
& ACCESSORIES



PART NUMBER	MOUNT	DIMENSIONS	LENS CLR.	LED CLR.	AMPS (max)	FP COUNT
EB7930A	3 BOLT / 1" PIPE	173 x 124 x 173	AMBER	AMBER	2.5	11

BEACONS



EB7935 Series

HEAVY-DUTY PULSE II LED BEACON

Optimised for tough conditions, this SAE Class II beacon delivers powerful Pulse8 flashes on a 12-48V system. Its sealed electronics and reinforced nylon base ensure long-lasting, maintenance-free performance.



12-48V | 11 FLASH PATTERNS



CLICK OR SCAN
FOR MORE INFO
& ACCESSORIES



PART NUMBER	MOUNT	DIMENSIONS	LENS CLR.	LED CLR.	AMPS (max)	FP COUNT
EB7935A	3 BOLT / 1" PIPE	173 x 172 x 173	AMBER	AMBER	2.5	11



7945 Series

PULSE II LED BEACON

A SAE Class II beacon delivering bright, reliable warnings with Pulse8 flash operation and low amp draw, offering a maintenance-free upgrade over traditional strobe or rotating designs.



CLICK OR SCAN
FOR MORE INFO
& ACCESSORIES



12-48V | 11 FLASH PATTERNS

PART NUMBER	MOUNT	DIMENSIONS	LENS CLR.	LED CLR.	AMPS (max)	FP COUNT
7945A	3 BOLT / 1" PIPE	173 x 124 x 173	AMBER	AMBER	1.3	11
7945A-VM	VACUUM	198 x 145 x 198	AMBER	AMBER	1.3	11
7945C	3 BOLT / 1" PIPE	173 x 124 x 173	CLEAR	WHITE	1.3	11
7945R	3 BOLT / 1" PIPE	173 x 124 x 173	RED	RED	1.3	11



7950 Series

PULSE II LED BEACON

A cost-efficient upgrade from traditional beacons, this SAE Class II unit features Pulse8 flash operation and low amp draw in a maintenance-free design for long-lasting performance.



CLICK OR SCAN
FOR MORE INFO
& ACCESSORIES



12-48V | 11 FLASH PATTERNS

PART NUMBER	MOUNT	DIMENSIONS	LENS CLR.	LED CLR.	AMPS (max)	FP COUNT
7950A	3 BOLT / 1" PIPE	173 x 172 x 173	AMBER	AMBER	1.3	11
7950B	3 BOLT / 1" PIPE	173 x 172 x 173	BLUE	BLUE	1.3	11
7950R	3 BOLT / 1" PIPE	173 x 172 x 173	RED	RED	1.3	11



7960 Pulse Series

HIGH-PERFORMANCE LED BEACON

This SAE Class I beacon offers double or quad flash operation, built with a die-cast aluminium base and sealed electronics for a maintenance-free, durable performance in challenging conditions.



CLICK OR SCAN
FOR MORE INFO
& ACCESSORIES



12-24V | 11 FLASH PATTERNS

PART NUMBER	MOUNT	DIMENSIONS	LENS CLR.	LED CLR.	AMPS (max)	FP COUNT
7960A	3 BOLT / 1" PIPE	173 x 143 x 173	AMBER	AMBER	2.5	11
7960A-VM	VACUUM	198 x 164 x 198	AMBER	AMBER	3.7	11
7960B	3 BOLT / 1" PIPE	173 x 143 x 173	BLUE	BLUE	2.5	11
7960B-VM	VACUUM	198 x 164 x 198	BLUE	BLUE	3.7	11
7960CA	3 BOLT / 1" PIPE	173 x 143 x 173	CLEAR	AMBER	2.5	11
7960CA-VM	VACUUM	198 x 164 x 198	CLEAR	AMBER	3.7	11
7960CC	3 BOLT / 1" PIPE	173 x 143 x 173	CLEAR	WHITE	2.5	11
7960R	3 BOLT / 1" PIPE	173 x 143 x 173	RED	RED	2.5	11

BEACONS



7965 Series

PULSE II LED BEACON

A SAE Class I beacon delivering powerful Pulse8 flash patterns with low amp draw. Its maintenance-free design makes it a cost-efficient upgrade from conventional strobes.



CLICK OR SCAN
FOR MORE INFO
& ACCESSORIES



12-24V | 11 FLASH PATTERNS

PART NUMBER	MOUNT	DIMENSIONS	LENS CLR.	LED CLR.	AMPS (max)	FP COUNT
7965A	3 BOLT / 1" PIPE	173 x 124 x 173	AMBER	AMBER	3.6	11
7965A-VM	VACUUM	198 x 143 x 198	AMBER	AMBER	3.6	11
7965B	3 BOLT / 1" PIPE	173 x 124 x 173	BLUE	BLUE	3.6	11
7965B-VM	VACUUM	198 x 143 x 198	BLUE	BLUE	3.6	11
7965G	3 BOLT / 1" PIPE	173 x 124 x 173	GREEN	GREEN	3.6	11
7965R	3 BOLT / 1" PIPE	173 x 124 x 173	RED	RED	3.6	11



7970 Series

PULSE II LED BEACON

Offering SAE Class I performance, this Pulse8 LED beacon delivers robust visibility with a maintenance-free design and low amp draw—a cost-effective replacement for older strobe or rotating systems.



CLICK OR SCAN
FOR MORE INFO
& ACCESSORIES



12-24V | 11 FLASH PATTERNS

PART NUMBER	MOUNT	DIMENSIONS	LENS CLR.	LED CLR.	AMPS (max)	FP COUNT
7970A	3 BOLT / 1" PIPE	173 x 172 x 173	AMBER	AMBER	3.6	11
7970R	3 BOLT / 1" PIPE	173 x 172 x 173	RED	RED	3.6	11



7975 Series

HEAVY-DUTY PULSE II LED BEACON

Designed for high-vibration environments, this SAE Class I beacon offers 11 flash patterns. A rugged aluminium base and sealed electronics ensure reliable, maintenance-free performance.



CLICK OR SCAN
FOR MORE INFO
& ACCESSORIES



12-24V | 11 FLASH PATTERNS

PART NUMBER	MOUNT	DIMENSIONS	LENS CLR.	LED CLR.	AMPS (max)	FP COUNT
7975A	3 BOLT / 1" PIPE	173 x 124 x 173	AMBER	AMBER	4.1	11
7975B	3 BOLT / 1" PIPE	173 x 124 x 173	BLUE	BLUE	4.1	11
7975C	3 BOLT / 1" PIPE	173 x 124 x 173	CLEAR	WHITE	4.1	11
7975G	3 BOLT / 1" PIPE	173 x 124 x 173	GREEN	GREEN	4.1	11
7975R	3 BOLT / 1" PIPE	173 x 124 x 173	RED	RED	4.1	11



7980 Series

HEAVY-DUTY PULSE II LED BEACON

Engineered to resist dust, moisture, and vibration, this SAE Class I beacon features 11 flash patterns and a robust aluminium base with sealed electronics for long-lasting, maintenance-free operation.



CLICK OR SCAN
FOR MORE INFO
& ACCESSORIES



12-24V | 11 FLASH PATTERNS

PART NUMBER	MOUNT	DIMENSIONS	LENS CLR.	LED CLR.	AMPS (max)	FP COUNT
7980A	3 BOLT / 1" PIPE	173 x 172 x 173	AMBER	AMBER	4.1	11
7980B	3 BOLT / 1" PIPE	173 x 172 x 173	BLUE	BLUE	4.1	11
7980G	3 BOLT / 1" PIPE	173 x 172 x 173	GREEN	GREEN	4.1	11
7980R	3 BOLT / 1" PIPE	173 x 172 x 173	RED	RED	4.1	11

BEACONS



EB8160 Series

AUSTRALIAN-DESIGNED HEAVY-DUTY LED BEACON

Built to withstand the harshest conditions, this beacon offers CISPR 25 Class 5 low EMC performance, high-output LEDs, and precision optics. Its aluminium chassis and reinforced polycarbonate lens, with IP67/IP69K sealing, deliver unmatched durability.



CLICK OR SCAN
FOR MORE INFO
& ACCESSORIES



12-24V | 20 FLASH PATTERNS

PART NUMBER	MOUNT	DIMENSIONS	LENS CLR.	LED CLR.	AMPS (max)	FP COUNT
EB8160A	3 BOLT	166.5 x 85 x 166.5	AMBER	AMBER	4.4	20



EB8300 Series

PORTABLE MAGNETIC LED BEACON

Ideal for temporary warning needs, this compact beacon mounts quickly via a strong magnetic base. Its waterproof switch and integrated light sensor for automatic day/night operation ensure reliable performance without permanent wiring.



CLICK OR SCAN
FOR MORE INFO
& ACCESSORIES



3V

PART NUMBER	MOUNT	DIMENSIONS	LENS CLR.	LED CLR.	AMPS (max)	FP COUNT
EB8300A	MAGNETIC	105 x 120 x 105	AMBER	AMBER		



EB8900 Series

ECE R65 LED BEACON

Certified with CISPR-25 Level 5, this beacon prevents electrical interference and endures harsh conditions with an IP69K rating. With 15 flash patterns, it's easy to install and versatile for any application.



CLICK OR SCAN
FOR MORE INFO
& ACCESSORIES



10-30V | 15 FLASH PATTERNS

PART NUMBER	MOUNT	DIMENSIONS	LENS CLR.	LED CLR.	AMPS (max)	FP COUNT
EB8965A	3 BOLT	130 x 120 x 130	AMBER	AMBER	2.3	15
EB8970A	3 BOLT	130 x 170 x 130	AMBER	AMBER	2.3	15



BF180 Series

COMPACT HIGH-OUTPUT LED BEACON

Delivering 700 lumens via four selectable flash patterns, this rugged beacon features a maintenance-free, IP67-sealed design with no moving parts—ensuring robust performance in demanding conditions.



10-30V | 4 FLASH PATTERNS



CLICK OR SCAN
FOR MORE INFO
& ACCESSORIES



PART NUMBER	MOUNT	DIMENSIONS	LENS CLR.	LED CLR.	AMPS (max)	FP COUNT
BF180-00	3 BOLT	128 x 120 x 128	AMBER	AMBER	0.65	4
BF180-04	3 BOLT	128 x 120 x 128	CLEAR	AMBER	0.65	4
BF184-00	MAGNETIC	131 x 165 x 131	AMBER	AMBER	0.65	4
BF184-04	MAGNETIC	131 x 165 x 131	CLEAR	AMBER	0.65	4
BF185-00	FLEX POLE	128 x 240 x 128	AMBER	AMBER	0.65	4
BF185-04	FLEX POLE	128 x 240 x 128	CLEAR	AMBER	0.65	4



BF300 Series

POWERFUL RUGGED LED BEACON

Offering 1100 lumens with four selectable flash patterns, this die-cast alloy beacon features an IP67 rating and a maintenance-free, static design, providing a tough solution for challenging applications.



10-30V | 4 FLASH PATTERNS



CLICK OR SCAN
FOR MORE INFO
& ACCESSORIES



PART NUMBER	MOUNT	DIMENSIONS	LENS CLR.	LED CLR.	AMPS (max)	FP COUNT
BF300-00	3 BOLT	132 x 123 x 132	AMBER	AMBER	1.3	4
BF300-04	3 BOLT	132 x 123 x 132	CLEAR	AMBER	1.3	4
BF304-00	MAGNETIC	165 x 133 x 165	AMBER	AMBER	1.3	4
BF305-00	FLEX POLE	132 x 242 x 132	AMBER	AMBER	1.3	4



BF600 Series

ULTRA-BRIGHT RUGGED LED BEACON

Designed for maximum visibility, this 2500-lumen beacon delivers four selectable flash patterns in a rugged die-cast alloy housing. Its IP67-sealed, maintenance-free design guarantees reliable performance in harsh environments.



10-30V | 4 FLASH PATTERNS



CLICK OR SCAN
FOR MORE INFO
& ACCESSORIES



PART NUMBER	MOUNT	DIMENSIONS	LENS CLR.	LED CLR.	AMPS (max)	FP COUNT
BF600-00	3 BOLT	132 x 123 x 132	AMBER	AMBER	2.34	4
BF600-04	3 BOLT	132 x 123 x 132	CLEAR	AMBER	2.34	4
BF604-00	MAGNETIC	165 x 133 x 165	AMBER	AMBER	2.34	4
BF605-00	FLEX POLE	132 x 242 x 132	AMBER	AMBER	2.34	4
BF605-04	FLEX POLE	132 x 242 x 132	CLEAR	AMBER	2.34	4



BF900 Series

EXTREME BRIGHTNESS & DURABILITY

With 3400 lumens and multiple flash patterns in a sealed, maintenance-free design, this die-cast alloy beacon is now available in RGB and RAG variants for enhanced versatility in demanding applications.



10-30V | 7 FLASH PATTERNS*



CLICK OR SCAN
FOR MORE INFO
& ACCESSORIES



PART NUMBER	MOUNT	DIMENSIONS	LENS CLR.	LED CLR.	AMPS (max)	FP COUNT
BF900-00	3 BOLT	148.5 x 139.3 x 148.5	AMBER	AMBER	2.28	7
BF900-03	3 BOLT	148.5 x 139.3 x 148.5	CLEAR	RED/GREEN/BLUE	2.28	15
BF900-04	3 BOLT	148.5 x 139.3 x 148.5	CLEAR	AMBER	2.28	7
BF900-06	3 BOLT	148.5 x 139.3 x 148.5	CLEAR	RED/AMBER/GREEN	2.28	15



6550 Series

LOW-PROFILE STROBE BEACON

A cost-effective, low-profile SAE Class II strobe beacon featuring a screw-on polycarbonate lens and snap-fit flashtube for tool-free maintenance, supported by a reinforced nylon base for dependable on- and off-highway performance.



CLICK OR SCAN
FOR MORE INFO
& ACCESSORIES



12-48V | DOUBLE/QUAD - 80/65 FPM*

PART NUMBER	MOUNT	DIMENSIONS	LENS CLR.	LED CLR.	AMPS (max)	FP COUNT
6550A	3 BOLT	173 x 124 x 173	AMBER	AMBER	2.4	2
6550A-VM	VACUUM	198 x 143 x 198	AMBER	AMBER	2.4	1



6570 Series

MEDIUM PROFILE STROBE BEACON

Built for on- and off-highway applications, this SAE Class II strobe beacon features a screw-on polycarbonate lens and snap-fit flashtube for effortless maintenance, with a reinforced nylon base ensuring lasting durability.



CLICK OR SCAN
FOR MORE INFO
& ACCESSORIES



12-48V | DOUBLE/QUAD - 80/65 FPM

PART NUMBER	MOUNT	DIMENSIONS	LENS CLR.	LED CLR.	AMPS (max)	FP COUNT
6570A	3 BOLT	165 x 169 x 165	AMBER	AMBER	2.4	2



128 Series

HIGH-VISIBILITY LED BEACON

This SAE Class 2 beacon, equipped with 3-watt LEDs, delivers superior brightness in a compact design. Its IP67-rated housing protects against dust and water, ensuring maintenance-free performance in tough conditions.



12-48V | STROBE - 82/92 FPM



CLICK OR SCAN
FOR MORE INFO
& ACCESSORIES



PART NUMBER	MOUNT	DIMENSIONS	LENS CLR.	LED CLR.	AMPS (max)	FP COUNT
128AMF	BOLT	130 x 130 x 97	AMBER	AMBER	0.39	2
128AMM	MAGNETIC	130 x 130 x 97	AMBER	AMBER	0.39	2
128MGM	BOLT	130 x 130 x 97	MAGENTA	MAGENTA	0.39	2



144 Series

HEAVY-DUTY SAE CLASS 1 LED BEACON

Engineered for demanding conditions, this SAE Class 1 beacon uses high-brightness 3-watt LEDs for powerful illumination, offering a heavy-duty, dependable lighting solution for high-visibility applications.



12/24V | STROBE - 87 FPM



CLICK OR SCAN
FOR MORE INFO
& ACCESSORIES



PART NUMBER	MOUNT	DIMENSIONS	LENS CLR.	LED CLR.	AMPS (max)	FP COUNT
144AMF	BOLT	130 x 130 x 97	AMBER	AMBER	0.71	1



145 Series

MULTIFUNCTION MINING LED BEACON

Tailored for the mining industry, this rugged beacon offers strobe and rotating patterns to meet NHVR OSOM standards, ensuring high visibility and durable performance in heavy-duty industrial environments.



11-32V | STROBE/ROTATE - 90/130 FPM



CLICK OR SCAN
FOR MORE INFO
& ACCESSORIES



PART NUMBER	MOUNT	DIMENSIONS	LENS CLR.	LED CLR.	AMPS (max)	FP COUNT
145ASRM	BOLT	144 x 144 x 91	AMBER	AMBER	0.71	2



EQPR Series

HIGH-INTENSITY LED BEACON

Designed for demanding professional settings, this DIN-mount beacon utilises 2-watt LEDs with quad and double flash patterns to deliver bright, reliable illumination as a flexible safety solution.



10-30V | DOUBLE/QUAD



CLICK OR SCAN
FOR MORE INFO
& ACCESSORIES



PART NUMBER	MOUNT	DIMENSIONS	LENS CLR.	LED CLR.	AMPS (max)	FP COUNT
EQPR65ABM-DM	DIN POLE	148 x 148 x 175	AMBER	AMBER	0.6	2
EQPR65ABM-FD	DIN POLE	148 x 148 x 207	AMBER	AMBER	0.6	2



LRB Series

HIGH-VISIBILITY ROTATING BEACON

Using a rotating pattern to boost visibility, this SAE J845-compliant beacon is available in two sizes, offering a durable and reliable safety solution for various demanding conditions.



10-30V | ROTATE - 150 FPM



CLICK OR SCAN
FOR MORE INFO
& ACCESSORIES



PART NUMBER	MOUNT	DIMENSIONS	LENS CLR.	LED CLR.	AMPS (max)	FP COUNT
LRB130	SCREW	130 x 130 x 53	AMBER	AMBER	0.45	1
LRB145	SCREW	144 x 144 x 96	AMBER	AMBER	0.45	1



MB Series

COMPACT MINI STROBE BEACON

Meeting SAE J845 standards with powerful amber LEDs, this mini strobe beacon offers a space-saving solution for demanding work sites. IP67-rated for durability, it delivers reliable, compact warning signals.



12-48V | STROBE - 42 FPM



CLICK OR SCAN
FOR MORE INFO
& ACCESSORIES



PART NUMBER	MOUNT	DIMENSIONS	LENS CLR.	LED CLR.	AMPS (max)	FP COUNT
MB12AM	SCREW	96 x 96 x 64	AMBER	AMBER	1	1
MB12AMC	SCREW	96 x 96 x 64	CLEAR	AMBER	1	1



RSB Series

HIGH-POWERED LED STROBE BEACON





With SAE Class 1 performance and 10 selectable flash patterns, this strobe beacon provides robust, high-powered signalling, designed to withstand tough conditions for work sites and emergency applications.



CLICK OR SCAN
FOR MORE INFO
& ACCESSORIES



10-30V | 10 FLASH PATTERNS

PART NUMBER	MOUNT	DIMENSIONS	LENS CLR.	LED CLR.	AMPS <small>(max)</small>	FP COUNT
RSB130	BOLT	130 x 130 x 118	 AMBER	 AMBER	1.44	10
RSB165	BOLT	165 x 165 x 114	 AMBER	 AMBER	2.01	10

LED MINIBARS

MAXIMUM VISUAL IMPACT

LED, Rotator and Strobe Minibars for Trucks and Work Vehicles

Minibars are a perfect warning light for work trucks and other vehicles that require a low-profile solution with a minimal footprint. Despite their size, ECCO minibars feature advanced optics and LED technology to alert drivers and pedestrians on the job site. Install easily on the vehicle's rooftop with permanent or magnetic base mounts.



Click or Scan for
LED Autolamps



Click or Scan for
ECCO





5517 Series

SAE Class I

Boost emergency readiness with a 360° LED minibar that offers versatile warning signals via 60 single-colour or 108 dual-colour high-intensity LEDs. Flexible mounting options make it a robust solution for work vehicles in demanding situations.



CLICK OR SCAN
FOR MORE INFO
& ACCESSORIES



12-24V

PART NUMBER	MOUNT	DIMENSIONS (mm)	LENS CLR.	LED CLR.	AMPS (max)	FPs
5517A	4 BOLT	434 x 56 x 171	AMBER	AMBER	5.8	37
5517A-VM	VACUUM MAGNET	434 x 75 x 171	AMBER	AMBER	5.8	37
5517CA	4 BOLT	434 x 56 x 171	CLEAR	AMBER	5.8	37
5517CAB	4 BOLT	434 x 56 x 171	CLEAR	AMBER/BLUE	5.8	97
5517CAB-VM	VACUUM MAGNET	434 x 75 x 171	CLEAR	AMBER/BLUE	5.8	97
5517CAC	4 BOLT	434 x 56 x 171	CLEAR	AMBER/WHITE	5.8	97
5517CAC-VM	VACUUM MAGNET	434 x 75 x 171	CLEAR	AMBER/WHITE	5.8	97
5517CAG	4 BOLT	434 x 56 x 171	CLEAR	AMBER/GREEN	5.8	97
5517CAG-VM	VACUUM MAGNET	434 x 75 x 171	CLEAR	AMBER/GREEN	5.8	97
5517CAR	4 BOLT	434 x 56 x 171	CLEAR	AMBER/RED	5.8	97
5517CAR-VM	VACUUM MAGNET	434 x 75 x 171	CLEAR	AMBER/RED	5.8	97
5517CA-VM	VACUUM MAGNET	434 x 75 x 171	CLEAR	AMBER	5.8	37
5517CC	4 BOLT	434 x 56 x 171	CLEAR	WHITE	5.8	37
5517CC-VM	VACUUM MAGNET	434 x 75 x 171	CLEAR	WHITE	5.8	37



5550 Series

SAE Class I

Maximise on-the-go safety with a super-compact LED microbar featuring four high-intensity reflector modules. Operating on 12-24V, it delivers efficient warning with 18 flash patterns, easily controlled via trigger wire or switch.



CLICK OR SCAN
FOR MORE INFO
& ACCESSORIES



12-24V

PART NUMBER	MOUNT	DIMENSIONS (mm)	LENS CLR.	LED CLR.	AMPS (max)	FPs
5550A	4 BOLT	278 x 56 x 194	AMBER	AMBER	3.4	35
5550A-VA1	SINGLE BOLT	278 x 56 x 194	AMBER	AMBER	3.4	35
5550A-VM	VACUUM MAGNET	268 x 72 x 198	AMBER	AMBER	3.4	35
5550CA	4 BOLT	278 x 56 x 194	CLEAR	AMBER	3.4	35
5550CAG	4 BOLT	278 x 56 x 194	CLEAR	AMBER/GREEN	3.8	35
5550CAG-VM	VACUUM MAGNET	268 x 72 x 198	CLEAR	AMBER/GREEN	3.8	35
5550CAR	4 BOLT	278 x 56 x 194	CLEAR	AMBER/RED	3.8	35
5550CA-VM	VACUUM MAGNET	268 x 72 x 198	CLEAR	AMBER	3.4	35



5585 Series

SAE Class I

Experience powerful, reliable illumination with an LED minibar that marries high-intensity LEDs and reflective technology. With options for permanent or vacuum-magnet mounting and 18 selectable flash patterns, it performs robustly in any condition.



12-24V



CLICK OR SCAN
FOR MORE INFO
& ACCESSORIES



PART NUMBER	MOUNT	DIMENSIONS (mm)	LENS CLR.	LED CLR.	AMPS (max)	FPs
5585A	4 BOLT	382 x 62 x 229	AMBER	AMBER	4.6	18
5585A-VM	VACUUM MAGNET	419 x 78 x 227	AMBER	AMBER	4.6	18
5585CA	4 BOLT	382 x 62 x 229	CLEAR	AMBER	4.6	18
5585CAG	4 BOLT	382 x 62 x 229	CLEAR	AMBER/GREEN	4.6	18
5585CAG-VM	VACUUM MAGNET	419 x 78 x 227	CLEAR	AMBER/GREEN	4.6	18
5585CA-VM	VACUUM MAGNET	419 x 78 x 227	CLEAR	AMBER	4.6	18
5585CB	4 BOLT	382 x 62 x 229	CLEAR	BLUE	4.1	18
5585CR	4 BOLT	382 x 62 x 229	CLEAR	RED	4.5	18
5585CRB	4 BOLT	382 x 62 x 229	CLEAR	RED/BLUE	4.5	18
5585CRB-VM	VACUUM MAGNET	419 x 78 x 227	CLEAR	RED/BLUE	4.5	18
5585CR-VM	VACUUM MAGNET	419 x 78 x 227	CLEAR	RED	4.5	18



5590 Series

SAE Class I

Illuminate every angle using a unique combination of TIR Optic and Reflective modules. Delivering 360° coverage with focused front/rear beams and wide-angle side light, it offers 18 flash patterns and synchronisation for maximum flexibility.



12-48V



CLICK OR SCAN
FOR MORE INFO
& ACCESSORIES



PART NUMBER	MOUNT	DIMENSIONS (mm)	LENS CLR.	LED CLR.	AMPS (max)	FPs
5590A	4 BOLT	382 x 62 x 228	AMBER	AMBER	6	18
5590CA	4 BOLT	382 x 62 x 228	CLEAR	AMBER	6	18
5590CAG	4 BOLT	382 x 62 x 228	CLEAR	AMBER/GREEN	5.9	18
5590CA-VM	VACUUM MAGNET	420 x 71 x 229	CLEAR	AMBER	6	18
5590CB	4 BOLT	382 x 62 x 228	CLEAR	BLUE	6.5	18
5590CR	4 BOLT	382 x 62 x 228	CLEAR	RED	6.6	18
5590CRB	4 BOLT	382 x 62 x 228	CLEAR	RED/BLUE	6.6	18



5597 Series

SAE Class I

Enjoy versatile emergency lighting in a compact design available with permanent, vacuum-magnet, or magnet mounts. Designed for efficient 12-24V operation, it provides 18 flash patterns, with permanent models capable of synchronisation for coordinated alerts.



12-24V



CLICK OR SCAN
FOR MORE INFO
& ACCESSORIES



PART NUMBER	MOUNT	DIMENSIONS (mm)	LENS CLR.	LED CLR.	AMPS (max)	FPs
5597A-VM	VACUUM MAGNET	420 x 78 x 236	AMBER	AMBER	6	35
5597CA	4 BOLT	381 x 62 x 228	CLEAR	AMBER	6	35
5597CA-VM	VACUUM MAGNET	420 x 78 x 236	CLEAR	AMBER	6	35



BF620 Series

SAE Class I

For high-output applications, this twin-beacon solution housed in an aerodynamic casing delivers 5000 lumens under SAE J845 Class 1 standards. Its robust polycarbonate lens and die-cast alloy base ensure uncompromised performance in harsh conditions.



10-30V



CLICK OR SCAN
FOR MORE INFO
& ACCESSORIES



PART NUMBER	MOUNT	DIMENSIONS (mm)	LENS CLR.	LED CLR.	AMPS (max)	FPs
BF620-00	MULTI-BOLT	420 x 135 x 205	AMBER	AMBER	4.68	4
BF620-04	MULTI-BOLT	420 x 135 x 205	CLEAR	AMBER	4.68	4



LB246 Series

SURFACE MOUNT EMERGENCY MINIBARS

Elevate emergency signalling with a minibar featuring high-brightness 1-watt LEDs and 18 flash patterns. Its compact, heavy-duty design ensures maximum visibility when every second counts.



12-24V



CLICK OR SCAN
FOR MORE INFO
& ACCESSORIES



PART NUMBER	MOUNT	DIMENSIONS (mm)	LENS CLR.	LED CLR.	AMPS (max)	FPs
LB246ACM	BOLT	246 x 172 x 37	CLEAR	AMBER	1.63	18
LB246ACMM	MAGNET	246 x 172 x 37	CLEAR	AMBER	1.63	18
LB246AM	BOLT	246 x 172 x 37	AMBER	AMBER	1.63	18
LB246AMM	MAGNET	246 x 172 x 37	AMBER	AMBER	1.63	18
LB246ATM	BOLT	246 x 172 x 37	TINTED	AMBER	1.63	18
LB246ATMM	MAGNET	246 x 172 x 37	TINTED	AMBER	1.63	18



LB252 Series - MINIBAR

SAE/J845 CLASS 1 STROBE EMERGENCY BARS

Engineered as a Class 1 emergency minibar, this unit offers powerful lighting with high-brightness 1-watt LEDs and a quad flash pattern. Built for heavy-duty use, it delivers robust, reliable performance in extreme conditions.



12-24V



CLICK OR SCAN
FOR MORE INFO
& ACCESSORIES



PART NUMBER	MOUNT	DIMENSIONS (mm)	LENS CLR.	LED CLR.	AMPS (max)	FPs
LB252ACM	BOLT	252.5 x 150 x 45	CLEAR	AMBER	2.25	10



LB380 Series

SURFACE MOUNT EMERGENCY MINIBARS

Achieve outstanding emergency visibility with a compact minibar that offers 18 selectable flash patterns using high-brightness 1-watt LEDs. Its rugged construction ensures long-lasting performance in the most demanding environments.



CLICK OR SCAN
FOR MORE INFO
& ACCESSORIES



12-24V

PART NUMBER	MOUNT	DIMENSIONS (mm)	LENS CLR.	LED CLR.	AMPS (max)	FPs
LB380ACM	BOLT	380 x 172 x 37	CLEAR	AMBER	2.51	18
LB380AM	BOLT	380 x 172 x 37	AMBER	AMBER	2.51	18
LB380ATM	BOLT	380 x 172 x 37	TINTED	AMBER	2.51	18
LB380ATMM	MAGNET	380 x 172 x 37	TINTED	AMBER	2.51	18



11 Series REFLEXL

NARROW LED LIGHTBAR

ECCO's most compact lightbar offers durability with a polycarbonate lens and aluminum frame. It can be mounted permanently or with magnetic options. With amber lights and 35 flash patterns, it provides powerful, discreet warning for work, recovery, or utility vehicles.



12-24V



CLICK OR SCAN
FOR MORE INFO
& ACCESSORIES



PART NUMBER	MOUNT	DIMENSIONS (mm)	LENS CLR.	LED CLR.	AMPS (max)
11-012CA-E	4 BOLT	305 x 33 x 127	<input type="checkbox"/> CLEAR	<input checked="" type="checkbox"/> AMBER	3.5
11-012CA-E-MG	MAGNET	305 x 67 x 127	<input type="checkbox"/> CLEAR	<input checked="" type="checkbox"/> AMBER	3.9
11-012CC-E	4 BOLT	305 x 33 x 127	<input type="checkbox"/> CLEAR	<input type="checkbox"/> WHITE	3.5
11-012CC-E-MG	MAGNET	305 x 67 x 127	<input type="checkbox"/> CLEAR	<input type="checkbox"/> WHITE	3.9
11-012CAC-E	4 BOLT	305 x 33 x 127	<input type="checkbox"/> CLEAR	<input checked="" type="checkbox"/> AMBER/WHITE	3.9
11-012CAC-E-MG	MAGNET	305 x 67 x 127	<input type="checkbox"/> CLEAR	<input checked="" type="checkbox"/> AMBER/WHITE	3.9
11-024CA-E	4 BOLT	610 x 33 x 127	<input type="checkbox"/> CLEAR	<input checked="" type="checkbox"/> AMBER	6.2
11-024CA-E-MG	MAGNET	610 x 67 x 127	<input type="checkbox"/> CLEAR	<input checked="" type="checkbox"/> AMBER	6.52
11-024CAC-E	4 BOLT	610 x 33 x 127	<input type="checkbox"/> CLEAR	<input checked="" type="checkbox"/> AMBER/WHITE	6.52
11-048CA-E	4 BOLT	1221 x 33 x 127	<input type="checkbox"/> CLEAR	<input checked="" type="checkbox"/> AMBER	7.72
11-048CAC-E	4 BOLT	1221 x 33 x 127	<input type="checkbox"/> CLEAR	<input checked="" type="checkbox"/> AMBER/WHITE	7.72
11-060CA-E	6 BOLT	1526 x 33 x 127	<input type="checkbox"/> CLEAR	<input checked="" type="checkbox"/> AMBER	7.73
11-060CAC-E	6 BOLT	1526 x 33 x 127	<input type="checkbox"/> CLEAR	<input checked="" type="checkbox"/> AMBER/WHITE	7.73



12+ Series

LOW PROFILE CUSTOMISABLE LIGHTBAR

Cost-effective and high-performance, the 12+ Series is fully customisable in length, configuration, and LED/lens colours. For amber models that opt for the worklight feature, a clear windowed cutout is integrated into the lens. Models shown below are pre-programmed with a DIRC controller for quick, hassle-free installation. Includes Junction box.



12-24V



CLICK OR SCAN
FOR MORE INFO
& ACCESSORIES



PART NUMBER	MOUNT	DIMENSIONS (mm)	LENS CLR.	LED CLR.	AMPS (max)
12KIT-00001-CD	ADJUSTABLE FEET	1220 x 64 x 279	<input type="checkbox"/> CLEAR	<input checked="" type="checkbox"/> AMBER/WHITE	11.2
12KIT-00002-CD	ADJUSTABLE FEET	1220 x 64 x 279	<input checked="" type="checkbox"/> AMBER	<input checked="" type="checkbox"/> AMBER	8.8
12KIT-00003-CD	ADJUSTABLE FEET	1370 x 64 x 279	<input type="checkbox"/> CLEAR	<input checked="" type="checkbox"/> AMBER	8.8
12KIT-00004-CD	ADJUSTABLE FEET	1370 x 64 x 279	<input checked="" type="checkbox"/> AMBER	<input checked="" type="checkbox"/> AMBER	8.8
12KIT-00005-CD	ADJUSTABLE FEET	1680 x 64 x 279	<input type="checkbox"/> CLEAR	<input checked="" type="checkbox"/> AMBER	17.6
12KIT-00006-CD	ADJUSTABLE FEET	1830 x 64 x 279	<input type="checkbox"/> CLEAR	<input checked="" type="checkbox"/> AMBER	19.8



LB252 Series - LIGHTBAR

SAE/J845 CLASS 1 STROBE EMERGENCY BARS

Choose from four lengths (621mm, 862mm, 1130mm, 1345mm) for this durable emergency lightbar. With SAE J845 CLASS I compliance, it delivers bright, reliable illumination for emergency signaling, built to withstand tough environments.



CLICK OR SCAN
FOR MORE INFO
& ACCESSORIES



12-24V

PART NUMBER	MOUNT	DIMENSIONS (mm)	LENS CLR.	LED CLR.	AMPS (max)
LB621ACM	BOLT	621 x 206 x 50	<input type="checkbox"/> CLEAR	<input checked="" type="checkbox"/> AMBER	3
LB862ACM	BOLT	862 x 206 x 50	<input type="checkbox"/> CLEAR	<input checked="" type="checkbox"/> AMBER	4
LB1103ACM	BOLT	113 x 206 x 50	<input type="checkbox"/> CLEAR	<input checked="" type="checkbox"/> AMBER	4.92
LB1345ACM	BOLT	1345 x 206 x 50	<input type="checkbox"/> CLEAR	<input checked="" type="checkbox"/> AMBER	5.88



LB356 Series

HIGH-BRIGHTNESS EMERGENCY BAR

With clear lenses and 1-watt amber LEDs, these emergency bars offer 19 flash patterns and operate on 10-30V. Built for durability, they're designed to provide superior visibility and reliable performance in demanding conditions.



CLICK OR SCAN
FOR MORE INFO
& ACCESSORIES



12-24V

PART NUMBER	MOUNT	DIMENSIONS (mm)	LENS CLR.	LED CLR.	AMPS (max)
LB356ACM	BOLT	356 x 210 x 45	<input type="checkbox"/> CLEAR	<input checked="" type="checkbox"/> AMBER	2.4
LB744ACM	BOLT	746 x 271 x 45	<input type="checkbox"/> CLEAR	<input checked="" type="checkbox"/> AMBER	4.5
LB964ACM	BOLT	964 x 271 x 45	<input type="checkbox"/> CLEAR	<input checked="" type="checkbox"/> AMBER	5.8

REAR FACE



MINEBARS

AN ALL IN ONE SAFETY SOLUTION

Our range of high quality Minebars are built and ready to go, so your vehicle can be on site as quickly as possible. If your job has specific requirements our team is ready to design and build your very own bespoke solution. ECCO Minebars are versatile, robust lighting solutions designed to meet your individual safety specifications. With a wide range of customisation options, they offer unparalleled flexibility for any application.



1. BEACONS

SAFETY FIRST

Elevate your Minebar's safety performance and ensure your vehicle is easily spotted by work crews and pedestrians. Engineered for optimal reliability and visibility in all environments, our Safety Beacons will suit any application or requirement.



2. WORK LAMPS

ILLUMINATE PRODUCTIVITY

Boasting exceptional durability, our range of work lamps will provide you with reliable performance in the most demanding environments. Superior illumination makes them ideal for work and hazard identification, while enhancing visibility and productivity.



3. REAR LAMPS

SIGNAL YOUR INTENTIONS

ADR approved, IP67 dust and waterproofed for harsh weather conditions, these rear lamps will shine bright in any situation. Available in Stop, Tail, Indicator and Reverse, and Dual or Quad colour warning lamps.



4. BACK UP ALARMS

SAFE AND SOUND

Putting you and your teams safety first, ECCO's Alarms provide essential warning alerts in hazardous environments. Proven to save lives, these alarms are available in various sizes, decibels, frequencies, and voltages.





FRONT FACE



5. SUPPORT BAR

STAND STRONG



Created with a centre sealed cavity for secure wiring, top and bottom channels for various mounting options, and with front and rear indents for custom inserts, these ECCO support bars are available in 750, 900, 1200, 1300, 1500, 1800, and 2100mm lengths.

6. MOUNTING

RELIABILITY



Using stainless steel construction we offer both single and twin bolt mounting options. This simple, secure and customisable installation process ensures you will have no problem fitting your bar to your unique vehicle.

7. CABLES

POWER AND FORM



The high quality, multi core cable ensures durability and longevity. Rigorously tested for reliable performance, our fully insulated and sealed cable will be professionally tailored to meet your specific needs.

8. ACCESSORIES

YOUR BAR, YOUR WAY



With a wide range of customisable accessories including antenna mounts, flag wires, driving lamp mounts, front mounted warning, indicator and marker lamps - the perfect set up for your vehicle is only a phone call away.



Contact our experienced Sales Team to discuss your lighting and safety needs.

**FOR MORE MINEBAR
SYSTEM INFORMATION**



REVERSING SAFETY

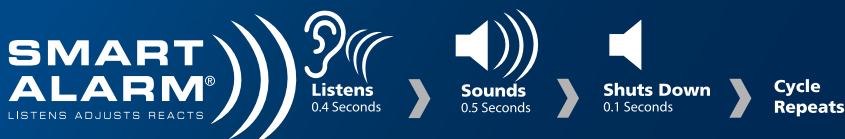


WE'VE GOT YOUR BACK

SHHH
MULTI-FREQUENCY

BEEP
TONAL

ECCO pioneered the Smart Alarm®, available in tonal or multi-frequency. Smart Alarms monitor ambient noise automatically and adjust their output to 5dB above that, satisfying OSHA's requirements.



Perfect for worksites with inconsistent noise or varying noise levels.

Pages

200-205



BACK-UP ALARMS



Work Truck and Commercial Vehicle Back-Up Alarms

Since 1972, ECCO has been producing the world's most reliable and durable back-up alarms. These audible warning devices are invaluable on the job and are proven to save lives, reduce injuries and minimize property loss.

Back-up alarms feature rugged water resistant housing and multiple mounting options to accommodate any truck or work vehicle in the fleet.

Pages

206-211



CAMERA SYSTEMS



Wired and Wireless Back-Up Camera Systems

ECCO back-up camera systems significantly enhance reversing safety with their weather-proof designs and high-definition monitor displays. Available with wired or wireless models and multi-camera options, our camera systems easily install on any vehicle, from work trucks to cars and industrial equipment.



100 Series - ALARM

OEM MOUNT ALARMS

Tough operating conditions demand robust alert systems—this alarm is built with #8-32 UNC terminal studs and OEM-designed housings that mount on 6" centers, automatically boosting its volume 10 decibels above ambient noise for dependable performance trusted by major OEMs.



CLICK OR SCAN
FOR MORE INFO
& ACCESSORIES



OEM MOUNT

PART NUMBER	TYPE	DIMENSIONS (mm)	VOLTAGE	DECIBELS	AMPS (MAX)	SAE J994 TYPE
110	TONAL	183 x 82 x 102	12-24V	112	1.5	A
FH312	FORWARD HORN	127 x 77 x 95	12-60V	112	1.3	
112	MULTI	183 x 82 x 102	12-36V	97/107/112	1.3	A,B,F,C



500 Series - ALARM

TONAL BACKUP ALARMS

Achieve a compact, cost-effective warning solution with a design that employs a glass-filled nylon housing and epoxy-encapsulated electronics to protect against moisture, dust, and vibration. Its Smart Alarm feature automatically adjusts sound levels, eliminating manual tweaks and reducing disconnection risks.



CLICK OR SCAN
FOR MORE INFO
& ACCESSORIES



SURFACE MOUNT

PART NUMBER	TYPE	DIMENSIONS (mm)	VOLTAGE	DECIBELS	AMPS (MAX)	SAE J994 TYPE
505	TONAL	102 x 70 x 41	12-24V	87	0.1	D
520	TONAL	102 x 70 x 41	12-24V	97	0.7	C
530	TONAL	102 x 71 x 41	12-24V	102	1.04	F
575	TONAL	102 x 72 x 44	12-24V	107	0.9	B
585	TONAL	102 x 71 x 41	12-60V	97	0.22	C
SA950	SMART/TONAL	102 x 71 x 41	12-24V	82-102	0.4	
SA951	SMART	102 x 70 x 41	12-48V	77-97	0.2	



600 Series

TONAL BACKUP ALARMS

Built to endure the harshest conditions, this unit features a reverse-mounted speaker paired with a reinforced nylon housing. Smart Alarm models maintain a safe, consistent volume by adjusting to ambient noise, ensuring reliable alerts without excessive sound.



CLICK OR SCAN
FOR MORE INFO
& ACCESSORIES



SURFACE MOUNT

PART NUMBER	TYPE	DIMENSIONS (mm)	VOLTAGE	DECIBELS	AMPS (MAX)	SAE J994 TYPE
610N	TONAL	127 x 78 x 67	12-36V	97	0.49	C
630N	TONAL	127 x 78 x 68	12-36V	107	1.22	B
SA901N	SMART/TONAL	125 x 78 x 67	12-24V	82-107	0.3	



700 Series

OEM MOUNT BACKUP ALARM

Optimise your warning system with a rugged alarm engineered to meet strict OEM design standards. Its epoxy-sealed construction guards against dust, moisture, and vibration, while a waterproof switch lets you select the dB rating for versatile performance.



CLICK OR SCAN
FOR MORE INFO
& ACCESSORIES



OEM MOUNT

PART NUMBER	TYPE	DIMENSIONS (mm)	VOLTAGE	DECIBELS	AMPS (MAX)	SAE J994 TYPE
777	TONAL	180 x 83.8 x 101.6	12-24V	97/107/112	0.5	A,B,C



800 Series - ALARM

TONAL BACKUP ALARMS

Deliver consistent, clear alerts even in extreme environments with an alarm featuring a reverse-mounted speaker and reinforced nylon housing. Smart Alarm models automatically adjust volume to provide a safe warning signal without constant manual intervention.



CLICK OR SCAN
FOR MORE INFO
& ACCESSORIES



SURFACE MOUNT

PART NUMBER	TYPE	DIMENSIONS (mm)	VOLTAGE	DECIBELS	AMPS (MAX)	SAE J994 TYPE
850N	TONAL	146 x 105 x 79	12-36V	112	1.3	A
SA914N	SMART/TONAL	180 x 105 x 79	12-24V	87-112	1.5	F



DT Series

DUAL TONE & FUNCTION WARNING ALARMS

Choose flexibility with a dual solution offering both a cost-effective dual-tone alarm for general warnings and a dual-function version that combines back-up and dual-tone features—all housed in a compact design engineered for versatile performance.



CLICK OR SCAN
FOR MORE INFO
& ACCESSORIES



SURFACE MOUNT

PART NUMBER	TYPE	DIMENSIONS (mm)	VOLTAGE	DECIBELS	AMPS (MAX)	SAE J994 TYPE
DF532	DUAL FUNCTION	102 x 70 x 41	12-24V	102	0.84	F
DT500	DUAL TONE	102 x 70 x 41	12-24V	97	0.5	



EA5000 Series

MULTI-FREQUENCY BACK-UP ALARMS

Reduce noise pollution in busy work areas with an alarm that operates across multiple frequencies above 4000Hz, maintaining a clear signal for those in the danger zone. Its reverse-mounted speakers and advanced technology ensure extended durability.



CLICK OR SCAN
FOR MORE INFO
& ACCESSORIES



SURFACE MOUNT

PART NUMBER	TYPE	DIMENSIONS (mm)	VOLTAGE	DECIBELS	AMPS (MAX)	SAE J994 TYPE
EA5050	MULTI	102 x 71 x 41	12-24V	87	0.34	D
EA5200	MULTI	102 x 72 x 44	12-24V	97	1	C
EA5820	MULTI	102 x 81 x 41	12-24V	82	0.33	C,F
EA5920	MULTI	101 x 72 x 44	12-24V	92	0.5	F



EA7000 Series

MULTI-FREQUENCY BACK-UP ALARMS

Minimise noise disruption in bustling environments with an alarm that emits at multiple frequencies above 4000Hz. Featuring reverse-mounted speakers on select models and cutting-edge design, it offers hassle-free performance and long-term reliability.



CLICK OR SCAN
FOR MORE INFO
& ACCESSORIES



SURFACE MOUNT

PART NUMBER	TYPE	DIMENSIONS (mm)	VOLTAGE	DECIBELS	AMPS (MAX)	SAE J994 TYPE
EA7020	MULTI	183 x 82 x 102	12-24V	102	0.6	F
EA7070	MULTI	183 x 82 x 102	12-24V	107	0.8	B



EA9000 Series

MULTI-FREQUENCY BACK-UP ALARMS

Combat noise in crowded settings by emitting sound at multiple frequencies above 4000Hz for a clear, safe signal. Durable reverse-mounted speakers and advanced engineering deliver enhanced longevity and sustained performance in demanding applications.



CLICK OR SCAN
FOR MORE INFO
& ACCESSORIES



SURFACE MOUNT

PART NUMBER	TYPE	DIMENSIONS (mm)	VOLTAGE	DECIBELS	AMPS (MAX)	SAE J994 TYPE
EA9070	SMART/MULTI	183 x 82 x 102	12-24V	87-107	0.85	F
EA9724	SMART/MULTI	127 x 78 x 68	12-24V	77-97	0.7	F



FH Series

FORWARD HORN SURFACE MOUNT ALARMS

Specifically engineered for SCR-controlled electric vehicles and high-vibration internal combustion models, this alarm—rated at 107 dBA—delivers clear, reliable warnings even in the most challenging conditions.



CLICK OR SCAN
FOR MORE INFO
& ACCESSORIES



SURFACE MOUNT

PART NUMBER	TYPE	DIMENSIONS (mm)	VOLTAGE	DECIBELS	AMPS (MAX)	SAE J994 TYPE
FH575	FORWARD HORN	101 x 72 x 44	12V	107	0.5	
FH577	FORWARD HORN	101 x 72 x 44	24-48V	107	1.15	



PM Series

IN-CAB WARNING DEVICES

Streamline in-cab safety with a choice between a loud continuous alarm or a fast pulse option, both designed for easy panel mounting in a 1.25-inch hole. Its piezo electronic design ensures low amp draw and efficient, reliable operation.



CLICK OR SCAN
FOR MORE INFO
& ACCESSORIES



PANEL MOUNT

PART NUMBER	TYPE	DIMENSIONS (mm)	VOLTAGE	DECIBELS	AMPS (MAX)	SAE J994 TYPE
208120	CONSTANT	43 x 43 x 33	12-36V	86	0.02	
201120	PULSE	43 x 43 x 33	12-60V	80	0.1	



EV Series

ELECTRIC VEHICLE ALERT SYSTEM

ECCO's EVAS® provides an audible warning to alert pedestrians to electric, hybrid, and commercial vehicles moving at low speeds. Featuring preinstalled FMVSS141 and EUECE Reg 138 compliant tones, it offers plug-and-play functionality. OEMs can also create custom audio tones for enhanced user experience, including acceleration, deceleration, and power status sounds. Compatible with Class 1 through Class 8 vehicles.



CLICK OR SCAN
FOR MORE INFO
& ACCESSORIES



SURFACE MOUNT

PART NUMBER	TYPE	DIMENSIONS (mm)	VOLTAGE	DECIBELS	AMPS (MAX)	SAE J994 TYPE
EVS1000-M	EVAS - GEN1	121 x 99 x 66	12-48V	CUSTOM SOUND	0.19	REVERSE
EVS1000-S	EVAS - GEN1	121 x 99 x 66	12-24V	CUSTOM SOUND	0.19	REVERSE
EVS1002-M	EVAS - GEN2	121 x 99 x 66	12-24V	CUSTOM SOUND	0.19	REVERSE
EVS1002-S	EVAS - GEN2	121 x 99 x 66	12-24V	CUSTOM SOUND	0.19	REVERSE

REVERSING SAFETY **BACK-UP CAMERAS**

Wired and Wireless Back-Up Camera Systems

ECCO back-up camera systems significantly enhance reversing safety with their weather-proof designs and high-definition monitor displays. Available with wired or wireless models and multi-camera options, our camera systems easily install on any vehicle, from work trucks to cars and industrial equipment.

REVERSING SAFETY

K7000B-WK, Shown above

The K7000B-WK features a 7.0" LCD monitor, infrared wireless camera, sun screen, and supports up to 4 cameras for low-light use.



Click or Scan
for Website



SmartSpot Radar Series

FMCW KIT 76-77GHZ

Boost vehicle safety by eliminating blind spots with a radar system that offers both audible and visual warnings. Operable on its own or integrated with a back-up camera, its adjustable sensor adapts to any vehicle or equipment while meeting FCC standards.



CLICK OR SCAN
FOR MORE INFO
& ACCESSORIES



12-24V

PART NUMBER	MONITOR	SCREEN SIZE	CAMERA	RESOLUTION	CABLE
EC1011	Any 4 pin		Any 4 pin		ECTC10-4, ECTC20-4 & ECTC5-4



EC7000B - WIRELESS

7.0" LCD COLOUR WIRELESS SYSTEM

Experience the freedom of wireless surveillance with a 7" LCD colour monitor paired with a CMOS infrared camera. This system matches wired performance, reducing installation complexity and eliminating the risk of wire damage, while offering quad view split screen and built-in DVR.



CLICK OR SCAN
FOR MORE INFO
& ACCESSORIES



12-24V

PART NUMBER	MONITOR	SCREEN SIZE	CAMERA	RESOLUTION	CABLE
EC7000B-WK	EC7000B-WM	7.0"	EC2028-WC		WIRELESS



EC7000

7" QUAD VIEW LCD COLOUR SYSTEM

Optimise your mobile surveillance with a 7" high-resolution LCD colour monitor that provides an expansive viewing area. Paired with ECCO's standard colour infrared camera, it ensures clear picture quality in low light and supports up to 4 cameras for complete coverage.



CLICK OR SCAN
FOR MORE INFO
& ACCESSORIES



12V

PART NUMBER	MONITOR	SCREEN SIZE	CAMERA	RESOLUTION	CABLE
EC7000-QK	EC7000-QM	7.0"	EC2014-C	580x500	ECTC20-4



EC7003

7" LCD COLOUR SYSTEM

Enhance your monitoring experience with a 7" high-resolution touchscreen LCD colour monitor and standard colour infrared camera. Its anti-glare screen and unobtrusive installation make it ideal for low-light conditions, with expandability for up to 3 cameras.



CLICK OR SCAN
FOR MORE INFO
& ACCESSORIES



12V

PART NUMBER	MONITOR	SCREEN SIZE	CAMERA	RESOLUTION	CABLE
EC7003-K	EC7003-M	7.0"	EC2014-C	580x500	ECTC20-4



EC7008 - WIRELESS

7" QUAD VIEW LCD COLOUR WIRELESS SYSTEM

Simplify installation with a compact 7" touchscreen LCD colour monitor paired with a CMOS infrared wireless camera. Designed for clear low-light performance and easy mounting, it's expandable to 4 cameras and includes integrated DVR functionality.



CLICK OR SCAN
FOR MORE INFO
& ACCESSORIES



12-24V

PART NUMBER	MONITOR	SCREEN SIZE	CAMERA	RESOLUTION	CABLE
EC7008-WK2	EC7008-WM2	7.0"	EC2027-WC2	728x488	WIRELESS



EC8004

4.3" LCD COLOUR MIRROR SYSTEM

Achieve versatile vehicle surveillance with a 4.3" high-resolution LCD colour mirror paired with a 120° colour camera. Its clip-on design maximises screen area without compromising aesthetics and is expandable to support up to 2 cameras.



CLICK OR SCAN
FOR MORE INFO
& ACCESSORIES



12V

PART NUMBER	MONITOR	SCREEN SIZE	CAMERA	RESOLUTION	CABLE
EC8004	EC4210B-M	4.3"	C2013B	725x488	ECTC5-4



EC8007

4.3" LCD COLOUR MIRROR SYSTEM

Upgrade your vehicle's security discreetly with a 4.3" LCD colour mirror and 170° colour camera. The clip-on mount ensures unobtrusive installation and the system is expandable to 2 cameras, offering flexible, high-quality monitoring.



CLICK OR SCAN
FOR MORE INFO
& ACCESSORIES



12-24V

PART NUMBER	MONITOR	SCREEN SIZE	CAMERA	RESOLUTION	CABLE
EC8007	EC4210B-M	4.3"	EC2021-C	728x582	ECTC5-4



K5000B

5" LCD COLOUR CAMERA SYSTEM

Bring clarity to your mobile CCTV setup with a 5" high-resolution LCD colour monitor and CMOS infrared camera. Its flat, widescreen design enables unobtrusive mounting while delivering excellent low-light performance, and it's expandable to support up to 3 cameras.



CLICK OR SCAN
FOR MORE INFO
& ACCESSORIES



12-24V

PART NUMBER	MONITOR	SCREEN SIZE	CAMERA	RESOLUTION	CABLE
K5000B	EC5000B-M	5"	C2013B	725x488	ECTC20-4



K7000B

7" LCD COLOR SYSTEM

Enhance mobile security with a 7" high-resolution LCD colour monitor that pairs with a CMOS infrared camera for outstanding image quality in low light. Its flat, widescreen design ensures discreet installation and supports up to 2 cameras for extended coverage.



CLICK OR SCAN
FOR MORE INFO
& ACCESSORIES



12-24V

PART NUMBER	MONITOR	SCREEN SIZE	CAMERA	RESOLUTION	CABLE
K7000B	M7000B	7"	C2013B	725x488	ECTC20-4



K7000B - WIRELESS

7" LCD COLOUR WIRELESS SYSTEM

Streamline your surveillance with a 7" high-resolution touchscreen monitor and a basic colour infrared wireless camera. With a built-in sun shield and unobtrusive mounting, this compact system supports up to 4 cameras, delivering flexible, high-quality monitoring.



CLICK OR SCAN
FOR MORE INFO
& ACCESSORIES



12-24V


PART NUMBER	MONITOR	SCREEN SIZE	CAMERA	RESOLUTION	CABLE
K7000B-WK	M7000B-WM	7"	C2013B-WC	1292x926	WIRELESS

MIRRORS

NEW ECCO LOOK SAME GREAT PRODUCT

Since 2024, you may have noticed changes to the branding of Britax Mirrors. As part of an ongoing brand migration, these products are transitioning to ECCO packaging to align with our global safety solutions brand.

While the name and look are evolving, the mirrors themselves remain unchanged—delivering the same trusted quality, durability, and performance you rely on. It's the product you know, just with a new look.



Pages

214-221



MIRROR HEADS

Our mirror head range covers a massive cross-section of applications from light commercial and utility vehicles to road freight, agricultural and construction vehicles.

Pages

222-227



MIRRORS & BRACKETS

Our mirror and bracket range covers a massive cross-section of applications from light commercial and utility vehicles to road freight, agricultural and construction vehicles.



BLACK STEEL BODY MIRROR HEADS

Built with corrosion-resistant black steel housing, these Mirror Heads are designed with a unique extrusion to securely hold the mirror glass. Optional clearance lamps enhance safety, and while optimized for West Coast Style trucks, their universal design makes them compatible with most vehicles, offering durability and adaptability.



WEST COAST STYLE | BRACKET MOUNT

PART NUMBER	DIMENSIONS	PANEL	MOUNT SIZE	HEATED	LAMP	VTLG.
1421100	163 x 463 x 40	FLAT				
1421101	163 x 292 x 40	FLAT				
1421106	163 x 418 x 40	FLAT				
1421131	163 x 379 x 40	FLAT				
1421133	163 x 379 x 40	FLAT			MARKER	12V
1421158	163 x 463 x 40	FLAT			MARKER	12V
1421166	163 x 418 x 40	FLAT			MARKER	12V



CLICK OR SCAN
FOR MORE INFO
& ACCESSORIES



STAINLESS STEEL BODY MIRROR HEADS

Constructed with a durable stainless steel body and fittings, these Mirror Heads come with square or rounded corners to suit different styles. The gasket-sealed housing securely retains the mirror glass, and optional clearance lamps enhance safety. For added convenience, a heater option is available to ensure fast de-icing in cold weather.



WEST COAST STYLE | BRACKET MOUNT

PART NUMBER	DIMENSIONS	PANEL	MOUNT SIZE	HEATED	LAMP	VTLG.
1421759	190 x 410 x 40	SPLIT R600				
1422655	163 x 463 x 40	FLAT				



CLICK OR SCAN
FOR MORE INFO
& ACCESSORIES





BLACK STEEL BODY SPOTTER MIRRORS

Featuring a corrosion-resistant black steel housing and a unique extrusion to securely retain the mirror glass, these Mirror Heads are designed in a West Coast Style but feature a universal design that fits most trucks. The kit includes a bracket (L) and clamp arm for easy installation.



CLICK OR SCAN
FOR MORE INFO
& ACCESSORIES



WEST COAST STYLE | BRACKET MOUNT

PART NUMBER	DIMENSIONS	PANEL	MOUNT SIZE	HEATED	LAMP	VTLG.
1421014	110 x 150 x 95	CONVEX R300				
1441023	150 x 150 x 85	CONVEX R300				
1441025	190 x 190 x 85	CONVEX R300				
1441027	216 x 216 x 90	CONVEX R300				
1441030	125 x 125 x 80	CONVEX R400				



STAINLESS STEEL BODY SPOTTER MIRRORS

Designed for West Coast Style trucks, these spotter mirrors are available in round or rectangular shapes. Featuring corrosion-resistant stainless steel housing and a unique extrusion to securely retain the mirror glass, they offer a universal design that fits most trucks. Bracket (L) and clamp arm are included for easy installation.



CLICK OR SCAN
FOR MORE INFO
& ACCESSORIES



WEST COAST STYLE | BRACKET MOUNT

PART NUMBER	DIMENSIONS	PANEL	MOUNT SIZE	HEATED	LAMP	VTLG.
1421015	110 x 150 x 95	CONVEX R300				
1441024	150 x 150 x 85	CONVEX R400				
1441026	190 x 190 x 85	CONVEX R300				
1441028	216 x 216 x 90	CONVEX R300				
1441031	125 x 125 x 80	CONVEX R400				



BLACK ABS BODY MIRROR HEAD - 15" (380MM)

These 15" (380mm) mirror heads are designed for Japanese Style trucks, featuring a black ABS body with a protective PVC surround. The full flat glass ensures excellent visibility, while the mirrors are compatible with standard 19mm tubular brackets for easy mounting.



JAPANESE STYLE | BRACKET MOUNT



CLICK OR SCAN
FOR MORE INFO
& ACCESSORIES



PART NUMBER	DIMENSIONS	PANEL	MOUNT SIZE	HEATED	LAMP	VTLG.
147380F	195 x 380 x 85	FLAT	19mm			



BLACK ABS BODY MIRROR HEADS - 16.5" (415MM)

Built for Japanese Style trucks, these 16.5" (415mm) mirror heads feature a durable black ABS body with a PVC surround. Offering options of full flat or full R1800 convex glass, they ensure optimal visibility. Designed to fit standard 14-22mm tubular brackets, they are E Approved and ADR 14-00 compliant.



JAPANESE STYLE | BRACKET MOUNT



CLICK OR SCAN
FOR MORE INFO
& ACCESSORIES



PART NUMBER	DIMENSIONS	PANEL	MOUNT SIZE	HEATED	LAMP	VTLG.
1423100	225 x 415 x 121	FLAT	14-22mm			
1423125	225 x 415 x 121	CONVEX R1800	14-22mm			



BLACK ABS BODY ELECTRIC MIRROR HEAD - 24V

This 24V electric mirror head is built for Japanese Style trucks, featuring a black ABS body with heated top and bottom glass. The electric adjust flat glass top mirror and manual adjust R400 convex spotter offer excellent visibility. It comes with a 6-pin O-ring sealed plug, 2m cable, and fits 19mm, 22mm, and 28mm tubular brackets. E Approved and ADR 14-00 compliant.



CLICK OR SCAN
FOR MORE INFO
& ACCESSORIES



JAPANESE STYLE | BRACKET MOUNT

PART NUMBER	DIMENSIONS	PANEL	MOUNT SIZE	HEATED	LAMP	VTLG.
147300E24H	200 x 420 x 135	SPLIT R400	19,22,28mm	HEATED		24V



ELECTRIC MIRROR HEAD AND SPOTTER

These electric mirror heads and spotters are designed for Japanese Style trucks, featuring a black ABS body and heated mirrors for both the main and spotter. The electric adjust flat glass top mirror offers precise visibility, while the manual adjust R400 convex spotter ensures wide-angle coverage. Compatible with 19mm, 22mm, and 28mm tubular brackets for easy installation.



CLICK OR SCAN
FOR MORE INFO
& ACCESSORIES



JAPANESE STYLE | BRACKET MOUNT

PART NUMBER	DIMENSIONS	PANEL	MOUNT SIZE	HEATED	LAMP	VTLG.
147150M24H	220 x 170 x 100	CONVEX R400	19,22,28mm	HEATED		24V
147360FE24H	200 x 380 x 110	FLAT	19,22,28mm	HEATED		24V



BLACK ABS BODY MIRROR HEADS - 11"

Designed to fit a variety of vehicles, these mirror heads feature a durable black ABS body with a protective PVC surround. Choose between flat or convex mirrors, compatible with 10-22mm tubular brackets. E Approved and ADR 14-00 compliant, providing a reliable, high-quality solution for diverse applications.



AGRICULTURE / GENERAL | BRACKET MOUNT



CLICK OR SCAN
FOR MORE INFO
& ACCESSORIES



PART NUMBER	DIMENSIONS	PANEL	MOUNT SIZE	HEATED	LAMP	VTLG.
7112-020	174 x 282 x 116	CONVEX R450	10-22mm			
7112-022	174 x 282 x 116	CONVEX R1800	10-22mm			
7112-023	174 x 282 x 116	FLAT	10-22mm			



BLACK ABS BODY MIRROR HEADS - 10.5"

Ideal for a wide range of vehicles, these mirror heads feature a durable black ABS body with a PVC surround. Available in convex R1200 or R1800 options, they fit 16-22mm tubular brackets. E Approved and ADR 14-00 compliant, ensuring reliable performance and safety across different vehicle types.



AGRICULTURE / GENERAL | BRACKET MOUNT



CLICK OR SCAN
FOR MORE INFO
& ACCESSORIES



PART NUMBER	DIMENSIONS	PANEL	MOUNT SIZE	HEATED	LAMP	VTLG.
7107-001	210 x 270 x 100	CONVEX R1800	16-22mm			
7107-002	210 x 270 x 100	CONVEX R1200	16-22mm			



BLACK ABS BODY MIRROR HEADS - 10"

Engineered for agricultural applications, these mirror heads feature a black ABS body with a protective PVC surround. Available in full flat or full convex glass options, they are built to provide clear visibility in demanding environments. E Approved and ADR 14-00 compliant, offering reliable performance for various vehicles.



CLICK OR SCAN
FOR MORE INFO
& ACCESSORIES



AGRICULTURE / GENERAL | BRACKET MOUNT

PART NUMBER	DIMENSIONS	PANEL	MOUNT SIZE	HEATED	LAMP	VTLG.
7181-321	160 x 263 x 97	FLAT	10-22mm			
7182-321	160 x 263 x 97	CONVEX R1200	10-22mm			



BLACK ABS BODY MIRROR HEADS - 7.5"

Crafted for agricultural applications, these mirror heads feature a durable black ABS body with a PVC surround for extra protection. Choose from full flat or full convex glass options, providing excellent visibility. E Approved and ADR 14-00 compliant, they ensure top performance for agricultural vehicles.



CLICK OR SCAN
FOR MORE INFO
& ACCESSORIES



AGRICULTURE / GENERAL | BRACKET MOUNT

PART NUMBER	DIMENSIONS	PANEL	MOUNT SIZE	HEATED	LAMP	VTLG.
7120-321	143 x 195 x 97	CONVEX R1200	10-22mm			
7121-321	143 x 195 x 97	FLAT	10-22mm			



BLACK ABS MIRROR HEAD - 8"

This mirror head features a durable black ABS moulded body, designed for general purpose applications. It can be mounted on either the left or right side, with a 13mm clamp included for secure installation. The flat glass ensures clear visibility in various conditions.



CLICK OR SCAN
FOR MORE INFO
& ACCESSORIES



COMMERCIAL UTES / 4X4 | BRACKET MOUNT

PART NUMBER	DIMENSIONS	PANEL	MOUNT SIZE	HEATED	LAMP	VTLG.
1412641	124 x 212 x 43	FLAT	13mm			



FLAT GLASS BLACK PLASTIC MOULDED MIRROR HEAD

Designed for tray-back vehicles, these black plastic moulded mirror heads offer clear flat glass for improved visibility. Ideal for commercial utes and 4x4 vehicles, they provide drivers with a better view to enhance safety and performance in various working conditions.



CLICK OR SCAN
FOR MORE INFO
& ACCESSORIES



COMMERCIAL UTES / 4X4 | BOLT MOUNT

PART NUMBER	DIMENSIONS	PANEL	MOUNT SIZE	HEATED	LAMP	VTLG.
1441122		FLAT	8mm			



SELF-ADHESIVE BLINDSPOT MIRRORS

These self-adhesive spotter mirrors easily attach to existing mirrors, helping eliminate blind spots and assist with reverse parking. Available in round or rounded rectangle shapes, they offer a simple and effective solution for enhancing rearview visibility.



CLICK OR SCAN
FOR MORE INFO
& ACCESSORIES



UNIVERSAL | SELF-ADHESIVE MOUNT

PART NUMBER	DIMENSIONS	PANEL	MOUNT SIZE	HEATED	LAMP	VTLG.
1441014	50 x 50 x	CONVEX R150				
1441015	95 x 95 x	CONVEX R300				
1441016	140 x 100 x	CONVEX R200				

REFLECTING SAFETY HIGHEST QUALITY

Even though the ECCO mirror range is divided by the most common application, almost all mirror heads can be adapted to suit most applications.

For example, if a West Coast truck operator likes the look and functionality of a European or Japanese-style mirror head, the Britax range includes brackets and adaptors to facilitate a smooth transition.

The Agriculture and general purpose range is the most flexible, with some of the smaller tractor mirror heads also being suitable for many Utility applications or used as additional spotter mirrors on large European trucks.

There are no hard and fast rules regarding which mirror you should use. Sometimes, it depends on which features and looks best suit your application.

Convex mirrors explained

Britax convex mirrors are curved to different degrees using a radius number—the sharper the curve, the wider the angle of vision:

e.g. a 300mm height R1200 mirror appears only slightly curved as it's a section of a larger theoretical circle

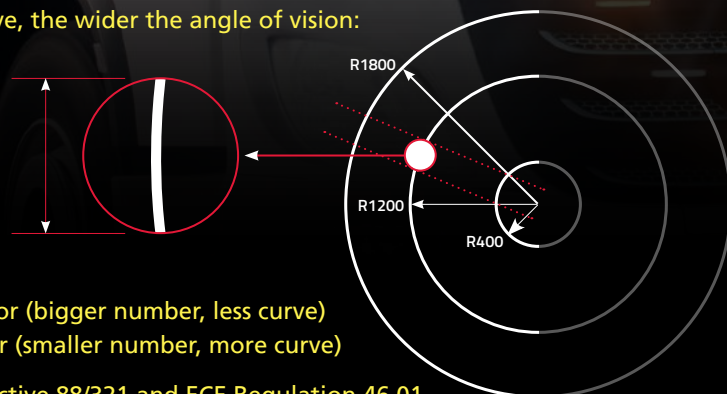
R = Radius (spherical)

e.g. R400 = a 400mm radius

R1800 is the least curved mirror (bigger number, less curve)

R400 is the most curved mirror (smaller number, more curve)

This conforms to the EEC Directive 88/321 and ECE Regulation 46.01



Click or Scan
for Website



STAINLESS STEEL PASSENGER BLINDSPOT MIRROR

Designed to improve visibility, this rectangular passenger blindspot mirror features R300 convex glass for a wider field of view. Perfect for eliminating blind spots and enhancing safety while driving. Easy to install and highly effective for better awareness on the road.



CLICK OR SCAN
FOR MORE INFO
& ACCESSORIES



| UNIVERSAL

PART NUMBER	KIT QTY	MOUNT SIDE	DIMENSIONS	PANEL	HEATED	LAMP
7803-000	SINGLE	PASSENGER	210 x 103 x 25	BLINDSPOT R300		



BLACK ABS BODY ELECTRIC MIRROR HEAD AND STEEL BRACKETS

Crafted for Volvo VN and VAH Series trucks, this 24V electric mirror head boasts a black ABS body and a galvanised powder-coated steel bracket for long-lasting durability. The electric adjust flat mirror head and manual adjust R400 convex spotter offer wide visibility, while the heated top and bottom glass ensures clarity in cold conditions.



CLICK OR SCAN
FOR MORE INFO
& ACCESSORIES



24V | VOLVO VNM/VNL/VNX/VND/VAH

PART NUMBER	KIT QTY	MOUNT SIDE	DIMENSIONS	PANEL	HEATED	LAMP
1484401	SINGLE	RIGHT	200 x 590 x	SPLIT R400	HEATED	
1484402	SINGLE	LEFT	200 x 590 x	SPLIT R400	HEATED	



CHROME PLATED ABS BODY ELECTRIC MIRROR HEAD AND STEEL BRACKETS

Engineered for Volvo VN and VAH Series trucks, these chrome-plated mirror heads offer durable galvanised steel brackets and electric adjustability. With heated top and bottom glass, they provide clear visibility in any weather, making them perfect for 24V systems and tough conditions.



24V | VOLVO VNM/VNL/VNX/VND/VAH

PART NUMBER	KIT QTY	MOUNT SIDE	DIMENSIONS	PANEL	HEATED	LAMP
1484403	SINGLE	RIGHT	200 x 592 x	SPLIT R400	HEATED	
1484404	SINGLE	LEFT	200 x 592 x	SPLIT R400	HEATED	



CHROME PLATED ABS ELECTRIC MIRROR HEAD AND STEEL BRACKETS

Upgrade your Freightliner Cascadia with these chrome-plated ABS mirror heads, built for durability with stainless steel brackets. The electric adjust flat glass top mirror and manual adjust R300 convex spotter offer superior visibility, while the heated top and bottom glass ensure clear vision in all weather conditions, perfect for 24V systems.



24V | FREIGHTLINER CASCADIA

PART NUMBER	KIT QTY	MOUNT SIDE	DIMENSIONS	PANEL	HEATED	LAMP
1486000	SINGLE	RIGHT	170 x 486 x	SPLIT R300	HEATED	
1486001	SINGLE	LEFT	170 x 486 x	SPLIT R300	HEATED	



BLACK ABS BODY ELECTRIC MIRROR HEAD

Perfectly designed for International Lonestar and Prostar trucks, these 24V electric mirror heads feature a durable black ABS body and stainless steel brackets. The electric adjust flat glass top mirror, along with the R400 convex spotter, ensures exceptional visibility. Heated top and bottom glass, integrated LED clearance lights, and antenna plug add extra functionality for optimal performance in all conditions.



24V | LONESTAR & PROSTAR

PART NUMBER	KIT QTY	MOUNT SIDE	DIMENSIONS	PANEL	HEATED	LAMP
1481002	SINGLE	RIGHT	232 x 600 x	SPLIT R400	HEATED	CLEARANCE
1481003	SINGLE	LEFT	232 x 600 x	SPLIT R400	HEATED	CLEARANCE



CHROME PLATED ABS ELECTRIC MIRROR HEAD

Upgrade your truck with these chrome-plated ABS electric mirror heads, designed for both style and performance. Featuring stainless steel brackets, electric adjustable flat glass mirrors, and R400 convex spotters, they offer superior visibility. The heated top and bottom glass, integrated LED clearance lights, and antenna plug make this the ideal choice for 24V systems.



24V | LONESTAR & PROSTAR

PART NUMBER	KIT QTY	MOUNT SIDE	DIMENSIONS	PANEL	HEATED	LAMP
1481000	SINGLE	RIGHT	232 x 600 x	SPLIT R400	HEATED	CLEARANCE
1481001	SINGLE	LEFT	232 x 600 x	SPLIT R400	HEATED	CLEARANCE



BLACK MIRROR HEADS & GALVANISED STEEL BRACKETS (280MM)

Improve driver visibility with these flat glass black plastic moulded mirror heads and durable galvanised steel brackets. Offering a reversible design to fit vehicle contours, these mirrors feature heavy-duty pivot points and hinged door brackets. With a 280mm extended arm and high corrosion resistance, they're built to withstand tough conditions.



CLICK OR SCAN
FOR MORE INFO
& ACCESSORIES



| UNIVERSAL

PART NUMBER	KIT QTY	MOUNT SIDE	DIMENSIONS	PANEL	HEATED	LAMP
1441011	SINGLE			FLAT		
1441022	TWIN			FLAT		



BLACK MIRROR HEADS & GALVANISED STEEL BRACKETS (340MM)

Enhance your vehicle's rearview with these flat glass black plastic moulded mirror heads and galvanised powder-coated steel brackets. Perfect for tray back vehicles, the adjustable design suits flat door applications, providing a better view for the driver. With heavy-duty pivot points, 340mm extended arm length, and high corrosion resistance, these mirrors are built for durability in tough environments.



CLICK OR SCAN
FOR MORE INFO
& ACCESSORIES



| UNIVERSAL

PART NUMBER	KIT QTY	MOUNT SIDE	DIMENSIONS	PANEL	HEATED	LAMP
1441012	SINGLE			FLAT		
1441033	TWIN			FLAT		



STRAP-ON TOWING MIRROR WITH MIRROR HEAD AND ADJUSTABLE STEEL FRAME

Boost your towing safety with this ABS body mirror head and adjustable steel frame. Designed for easy installation and removal, it resists vibration for a steady view. Featuring fully adjustable arms (320-480mm) and a ratchet adjustable strap (1m door height), this towing mirror ensures a secure, customizable fit, with a strong 8mm ball joint mount for durability.



CLICK OR SCAN
FOR MORE INFO
& ACCESSORIES



| UNIVERSAL

PART NUMBER	KIT QTY	MOUNT SIDE	DIMENSIONS	PANEL	HEATED	LAMP
1441020	SINGLE			FLAT		

A POWERHOUSE OF BRANDS

IN MERCHANDISER DISPLAYS



- **Fast Moving Range**
- **Highly Visible Layouts**
- **Expert Help & Advice**
- **New Product Updates**
- **Stock Refresh**
- **Signage & Displays**



When building the perfect retail merchandiser display, our passion and attention to detail will provide a great return and help your customers with a rewarding retail experience. We also have a dedicated sales team ready to work with your store managers to ensure long-term success. Our 20 years of retail display experience, quality products and competitive pricing will give you the edge.

FAST MOVING PRODUCTS

MAXIMISING YOUR SALES



900
x1200mm



1200
x1200mm

“Enhance your retail space with a proven product range that can be customised to meet your needs. Contact our aftermarket sales team for more information.”



900
x2000mm



1200
x2000mm

PART NUMBER INDEX A-Z

PART NUM.....	PAGE	PART NUM.....	PAGE	PART NUM.....	PAGE	PART NUM.....	PAGE
ALPHANUMERIC		35GM	26	58WMB	18	86BARMB	21
8MCABLE	105	35RM	14	60BLM	33	86BRM	21
11-012CAC-E	194	35RMB	14	60BLMB	33	86BRMB	21
11-012CAC-E-MG	194	35WM	14	66A	30	86BWM	21
11-012CA-E	194	35WM2	14	66R	30	86BWMB	21
11-012CA-E-MG	194	35WMB	14	66W	30	86RM	20
11-012CC-E	194	37AM	16	68B	27	86RMB	20
11-012CC-E-MG	194	37ARM	16	68G	27	86RRM	21
11-024CAC-E	194	37RM	16	69AM	19	86RRMB	21
11-024CA-E	194	37WM	16	69ARM	19	86RWMB	20
11-024CA-E-MG	194	38AM	27	69RM	19	86WM	20
11-048CAC-E	194	38ARM	27	69WM	19	86WMB	20
11-048CA-E	194	38ARMB	27	77ACM	25	87BLMB	34
11-060CAC-E	194	41BLM	33	77ACM2	88	88AM2	80
11-060CA-E	194	41BLM50B	33	77ACMB	88	88RM2	80
11AM-2	36	41BLMB	33	77AM2	88	88WM2	80
11CAT1M-2	89	42AM	16	77WCM	25	90AM	164
11RM-2	36	42AMB	16	80AM	76	90BM	164
11WM-2	36	42ARM	16	80AW	93	90GM	164
12ACM-2	36	42ARMB	16	80BAR	76	90RM	164
12ARM-2	36	42CARMB	17	80BARM	76	90WM	164
12KIT-00001-CD	194	42RM	16	80BARR	77	91GM	164
12KIT-00002-CD	194	42RMB	16	80BARRM	77	93AM	165
12KIT-00003-CD	194	42WARMB	17	80BARRWM	77	93BM	165
12KIT-00004-CD	194	42WM	16	80BARW	77	93GM	165
12KIT-00005-CD	194	42WMB	16	80BARWM	77	93RM	165
12KIT-00006-CD	194	42WRMB	17	80BSTIM	76	95BLMB	35
12RCM-2	36	42WWMB	17	80RM	76	97AIM	22
12WM-2	36	44AME	28	80WM	76	97AIMB	22
16A12-2	13	44AMEB	28	82AB	78	97ARIM	22
16B12-2	13	44ARMLB	28	82ACB	78	97ARIMB	22
16G12-2	13	44ARMRB	28	82ACMB	78	97CAIM	22
16R12-2	13	44RMEB	28	82AMB	78	97CAIMB	22
16R24-2	13	44RMEB4M	28	82BARR	78	97CARIM	22
16W12-2	13	44WMEB	28	82BARW	78	97CARIMB	22
16W24-2	13	52WG	25	82CARR	79	97CRIM	22
25A12	42	52WR	25	82CARRW	79	97CRIMB	22
25R12	42	52WW	25	82CARW	79	97CWIM	22
25W12	42	58AM	18	82R	78	97CWIMB	22
30BLM	32	58AM3	18	82RB	78	97RIM	22
30CLM	32	58AMB	18	82RCB	78	97RIMB	22
35AM	14	58ARM	18	82RCMB	78	97WIMB	22
35AMB	14	58ARM3	18	82RMB	78	98BAR	80
35ARM	14	58ARMB	18	82W	78	98BAR2	80
35ARMB	14	58CAM	19	82WMB	78	98BARLP2/5	81
35BLM	32	58CAM3	19	83A	165	98BARLP2/10	81
35BLM1P	32	58CARM	19	83G	165	99AR	81
35BLMB	32	58CARM3	19	83R	165	99AR4P	81
35CAM	15	58CARMB	19	86AAM	21	99ARL	81
35CARM	15	58CRMB	19	86AAMB	21	99ARL2	81
35CCAM	15	58CWM3	19	86AM	20	99ARL2/10	81
35CCARM	15	58RGMB	18	86AMB	20	99ARL4P	81
35CCRM	15	58RM	18	86ARM	20	99ARLM	81
35CCWM	15	58RM3	18	86ARMB	20	99ARLM4P	81
35CLM	32	58RMB	18	86BAM	21	99ARLM10	81
35CLMB	32	58WM	18	86BAMB	21	99ARM	81
35CWM	15	58WM3	18	86BARM	21	99ARM1.14P	81

PART NUMBER INDEX A-Z

PART NUM.....	PAGE	PART NUM.....	PAGE	PART NUM.....	PAGE	PART NUM.....	PAGE
99ARM10	81	131CAM	40	200CAW/24	92	275GARWM	63
100A	51	131CRM	40	201BSTIM	57	275MAR	62
100AM	51	131RM	40	207BAR4P	58	280AM	63
100ARM	50	131WM	40	207BAR9	58	280ARM	64
100BAR	50	133AMB	40	207BARL4P	58	280ARRM	64
100BAR2	50	133AMG	40	207BARL9	58	280ARRMB	64
100BARRM	51	133RMG	40	207BARLP2	58	280ARWM	64
100BARWM	51	133WMG	40	207BBARLP2	58	280ARWMB	64
100BSTIM	51	134AMB	41	209GAR4P	58	280RM	63
100R	51	134AMG	41	209GARL4P	58	280RWM	64
100RM	51	134RMB	41	209GARLP2	58	280TARWM	64
100WM	51	134RMG	41	209GARLP2/8M	58	280WM	63
100WMB	50	134WMB	41	210BARLP2	59	282ARRM	65
101BAR	52	135AM	41	210BARLP2-10M	59	282ARRMB	65
101BAR2	52	135ARM/2	41	210BARLP2-10MB	59	282ARWM	65
102A	37	135AW2	91	210BARLP2B	59	282ARWMB	65
102ABC	37	135CAT1	89	211BAR2	59	283ARR12B	65
102AC	37	135CAT124	89	212BAR	60	283ARRM	65
102ACM	37	135RM	41	212BAR2	60	283ARWM	65
102AM	37	135RMES3	41	215ARB	60	284ARWM-2	66
102R	37	135WM	41	215ARLB	60	284ARWMLB	66
102RBC	37	144AMF	184	215ARLP2	60	284ARWMRB	66
102RC	37	145ASRM	185	215ARLP2-10M	60	285BA12	46
102RCM	37	149BAR4P	54	215ARLP2-10MB	60	285BAR12	46
102RM	37	149BARL4P	54	215ARLP2B	60	285BR12	46
102W	37	149BARLM4P	54	216ARLB	61	285BR12S3	46
110	200	149BARLP2	54	216ARLP2	61	285BW12	46
110AMB	38	149BARLP2/10	54	216ARLP2-10M	61	285CA12	46
110AMG	38	149BARM4P	54	216ARLP2B	61	285CAR12	46
110CCAM	38	150ARM	54	223BARM2	61	285CAT12	91
110CCRM	38	150ARMB	54	235A12	43	285CAT24	91
110RMB	38	150BAR	54	235A24	43	285CAW12	91
110RMG	38	150BAR2	54	235AR12	43	285CAW24	91
110WMG	38	150BARB	54	235ASEQ-2	44	285CR12	46
112	200	151BAR	55	235ASEQB	44	285CW12	46
113AMB	39	151BAR2	55	235BAR12	45	310ARR12B	66
113AMG	39	164AM	42	235BBSTI12/2	44	310ARW12-2	66
113RMB	39	164RM	42	235BT-2	45	310ARWM-2	66
113RMG	39	174AMB	55	235BTB	45	355ARWM-2	67
113WMB	39	174ARMB	55	235BTC-2	45	355BARWM-2	67
113WMG	39	174RMB	55	235BTCB	45	380A12	47
125AM	52	174WMB	55	235CA12	43	380ASEQ-2	47
125BARML	53	175A/2	90	235CAT1	90	380BAR12	49
125BARMR	53	175AW/2	90	235CR12	43	380BBSTI12	48
125BARRM	53	175AWTB2	92	235CSEQ-2	44	380CA12	48
125BARWM	53	181AME	14	235CSEQB	44	380CCA12	48
125RM	52	181RME	14	235R12	43	380CCR12	48
125WM	52	181WME	14	235R24	43	380CR12	48
128AMF	184	200BAM	56	235W12E	43	380CSEQ-2	47
128AMM	184	200BARM	56	235W24E	43	380R12	47
128MGM	184	200BARWM	57	250ARWM	62	380W12	47
130AMB	39	200BIRSTME2	56	275AR	62	385ARRMB	67
130AMG	39	200BRM	56	275ARM	62	385ARRMNSB	68
130RMB	39	200BSTIM	56	275ARW	62	385ARWM-2	67
130RMG	39	200BSTIRMB	56	275ARWB	62	407BARR	71
130WMG	39	200BWM	56	275ARWM	62	407BARRC	71
131AM	40	200CAW	92	275ARWMB	62	407BARWM-2	71

PART NUMBER INDEX A-Z

PART NUM.....	PAGE	PART NUM.....	PAGE	PART NUM.....	PAGE	PART NUM.....	PAGE
420ARRWM2.....	72	2460BMB.....	140	5585CA.....	190	7107-002.....	218
460AM.....	72	2460BMB-SW.....	140	5585CAG.....	190	7112-020.....	218
460ARRM.....	73	3102BM.....	88	5585CAG-VM.....	190	7112-022.....	218
460ARWM.....	73	3410A.....	160	5585CA-VM.....	190	7112-023.....	218
460ARWMB.....	73	3435A.....	160	5585CB.....	190	7120-321.....	219
460RM.....	72	3510B.....	155	5585CR.....	190	7121-321.....	219
460WM.....	72	3510R.....	155	5585CRB.....	190	7160A.....	171
505.....	200	3811R.....	156	5585CRB-VM.....	190	7160A-VM.....	171
520.....	200	3851ARWM-2.....	68	5585CR-VM.....	190	7160B.....	171
520ARRMB.....	73	3852ARWM-2.....	69	5590A.....	190	7160B-VM.....	171
520ARRMNSB.....	74	3853ARWM-2.....	69	5590CA.....	190	7160CA.....	171
520ARWM-2.....	73	3854ARRM-2.....	70	5590CAG.....	190	7160CA-VM.....	171
530.....	200	3854ARRMB.....	70	5590CA-VM.....	190	7160CC.....	171
530A12.....	49	3854ARWM-2.....	70	5590CB.....	190	7160CC-VM.....	171
530AR12.....	49	3855ARWM-2.....	70	5590CR.....	190	7160G.....	171
530AR12B.....	49	3856ARRLB.....	71	5590CRB.....	190	7160G-VM.....	171
530R12.....	49	3856ARRRB.....	71	5597A-VM.....	191	7160R.....	171
530RC12B.....	49	3856ARWM-2.....	71	5597CA.....	191	7160R-VM.....	171
530W12.....	49	3931A.....	156	5597CA-VM.....	191	7181-321.....	219
575.....	200	3931B.....	156	5800A.....	167	7182-321.....	219
585.....	200	3931C.....	156	5810A.....	167	7312BM.....	120
595AM.....	75	3932A.....	157	5813A.....	167	7312WM.....	120
595BARRM.....	75	3932C.....	157	5813A-MG.....	167	7460A.....	173
595BARWM.....	75	5025AM2.....	18	5816A.....	167	7460A-VM.....	173
595CAM.....	75	5025AMB.....	18	5940AMB.....	43	7460B.....	173
595CARWM.....	75	5025ARM2.....	18	5940RMB.....	43	7460B-VM.....	173
595CRM.....	75	5025ARMB.....	18	6262A.....	170	7460CA.....	173
595CWM.....	75	5025RM2.....	18	6434BWM.....	32	7460R.....	173
595RM.....	75	5025WM2.....	18	6465A.....	171	7512BM.....	121
595WM.....	75	5025WMB.....	18	6465A-MG.....	171	7512WM.....	121
610N.....	201	5517A.....	189	6465B.....	171	7515C.....	141
630N.....	201	5517A-VM.....	189	6465B-MG.....	171	7515CB.....	141
777.....	201	5517CA.....	189	6465C.....	171	7515WB.....	141
800ARIM-2.....	24	5517CAB.....	189	6465G.....	171	7610WM.....	144
800ARIMR.....	24	5517CAB-VM.....	189	6465G-MG.....	171	7660A.....	168
805ARIM-2.....	24	5517CAC.....	189	6465R.....	171	7660A-VM.....	168
805ARIML.....	24	5517CAC-VM.....	189	6465R-MG.....	171	7660B.....	168
805ARIMR.....	24	5517CAG.....	189	6550A.....	183	7660B-VM.....	168
830-200A.....	87	5517CAG-VM.....	189	6550A-VM.....	183	7660CA.....	168
830-201A.....	87	5517CAR.....	189	6570A.....	183	7660CA-VM.....	168
830-202A.....	87	5517CAR-VM.....	189	7030A.....	30	7660G.....	168
830-203A.....	87	5517CA-VM.....	189	7030A-50.....	30	7660G-VM.....	168
850N.....	202	5517CC.....	189	7030AB.....	30	7660R.....	168
1004ARM.....	23	5517CC-VM.....	189	7030R.....	30	7660R-VM.....	168
1004L.....	23	5543AM.....	74	7030R-50.....	30	7803-000.....	223
1004R.....	23	5543RM.....	74	7030RB.....	30	7922AM2.....	20
1016.....	144	5543W.....	74	7030W.....	30	7922RM2.....	20
1031.....	144	5550A.....	189	7030W-50.....	30	7922WM2.....	20
1031/24.....	144	5550A-VA1.....	189	7030WB.....	30	7945A.....	176
1061.....	144	5550A-VM.....	189	7035A.....	31	7945A-VM.....	176
1061/12SW.....	144	5550CA.....	189	7035AB.....	31	7945C.....	176
1061/24.....	144	5550CAG.....	189	7035R.....	31	7945R.....	176
1156AM.....	98	5550CAG-VM.....	189	7035RB.....	31	7950A.....	176
1156WM.....	98	5550CAR.....	189	7035W.....	31	7950B.....	176
1157RM.....	98	5550CA-VM.....	189	7035WB.....	31	7950R.....	176
2430BMB.....	140	5585A.....	190	7057AM.....	98	7960A.....	177
2430BMB-SW.....	140	5585A-VM.....	190	7107-001.....	218	7960A-VM.....	177

PART NUMBER INDEX A-Z

PART NUM.....	PAGE	PART NUM.....	PAGE	PART NUM.....	PAGE	PART NUM.....	PAGE
7960B.....	177	23450BLKB.....	146	1441031.....	215	EA9724.....	204
7960B-VM.....	177	38541ARWM-2.....	70	1441033.....	226	EB5003G.....	169
7960CA.....	177	40260MCU.....	140	1441122.....	220	EB5004G.....	169
7960CA-VM.....	177	40260SMCU.....	140	1481000.....	225	EB5006G.....	169
7960CC.....	177	40410MCU.....	140	1481001.....	225	EB5009A.....	169
7960R.....	177	40410SMCU.....	140	1481002.....	225	EB5009G.....	169
7965A.....	177	40770MCU.....	140	1481003.....	225	EB5009R.....	169
7965A-VM.....	177	73120BM.....	121	1484401.....	223	EB5014A.....	169
7965B.....	177	120033AM.....	162	1484402.....	223	EB5015A.....	169
7965B-VM.....	177	120033GM.....	162	1484403.....	224	EB5016A.....	169
7965G.....	177	120033RM.....	162	1484404.....	224	EB5017A.....	169
7965R.....	177	120033WM.....	162	1486000.....	224	EB5018A.....	169
7970A.....	178	120034AM.....	163	1486001.....	224	EB5101AA.....	169
7970R.....	178	120034BM.....	163	B		EB5101CA.....	169
7975A.....	178	120034GM.....	163	BF180-00.....	181	EB5101CG.....	169
7975B.....	178	120034RM.....	163	BF180-04.....	181	EB5102AA.....	169
7975C.....	178	120034WM.....	163	BF184-00.....	181	EB5102CA.....	169
7975G.....	178	120035AM.....	163	BF184-04.....	181	EB5102CG.....	169
7975R.....	178	120035AMB.....	163	BF185-00.....	181	EB5103AA.....	169
7980A.....	179	120035BM.....	163	BF185-04.....	181	EB5103CA.....	169
7980B.....	179	120035RBM.....	163	BF300-00.....	181	EB5103CG.....	169
7980G.....	179	120035RM.....	163	BF300-04.....	181	EB5104AA.....	169
7980R.....	179	120035WM.....	163	BF304-00.....	181	EB5104CA.....	169
9011A.....	157	147150M24H.....	217	BF305-00.....	181	EB5104CG.....	169
9011C.....	157	147300E24H.....	217	BF600-00.....	182	EB5200A.....	170
9014A.....	158	147360FE24H.....	217	BF600-04.....	182	EB7185CAB-IP.....	172
9014B.....	158	147380F.....	216	BF604-00.....	182	EB7185CAC-IP.....	172
9014C.....	158	201120.....	205	BF605-00.....	182	EB7185CAG-IP.....	172
9014R.....	158	208120.....	205	BF605-04.....	182	EB7185CAR-IP.....	172
9020A.....	31	1412641.....	220	BF620-00.....	191	EB7185CRB-IP.....	172
9020AB.....	31	1421014.....	215	BF620-04.....	191	EB7260A.....	172
9020R.....	31	1421015.....	215	BF900-00.....	182	EB7260CA.....	172
9020RB.....	31	1421100.....	214	BF900-03.....	182	EB7265A.....	173
9020W.....	31	1421101.....	214	BF900-04.....	182	EB7265CA.....	173
9020WB.....	31	1421106.....	214	BF900-06.....	182	EB7265CAB.....	173
10121.....	144	1421131.....	214	BTK8F.....	105	EB7265CAG.....	173
10121/12SW.....	144	1421133.....	214	BTK8UNI.....	105	EB7265CAR.....	173
10121/24.....	144	1421158.....	214	C		EB7265CB.....	173
13040BM.....	120	1421166.....	214	CAB12B.....	26	EB7265CG.....	173
13040WM.....	120	1421759.....	214	CABC26B.....	26	EB7265CR.....	173
13118WM.....	145	1422655.....	214	D		EB7630A.....	174
13118WM-PIR.....	145	1423100.....	216	DB2.....	82	EB7630A-VM.....	174
13118WM-SW.....	145	1423125.....	216	DB2LP1/5M.....	82	EB7631A.....	174
16606WM.....	145	1441011.....	226	DF532.....	202	EB7810A.....	174
16606WM-PIR.....	145	1441012.....	226	DT500.....	202	EB7813A.....	174
16606WM-SW.....	145	1441014.....	221	E		EB7813A-MG.....	174
20109WM.....	146	1441015.....	221	E92005W.....	113	EB7813B.....	174
20109WM-PIR.....	146	1441016.....	221	E92006W.....	113	EB7813G.....	174
20109WM-SW.....	146	1441020.....	227	E92007-E.....	114	EB7930A.....	175
23260/24BLK.....	146	1441022.....	226	E92007-HV-E.....	114	EB7935A.....	175
23260AWB.....	147	1441023.....	215	EA5050.....	203	EB8160A.....	179
23260B.....	146	1441024.....	215	EA5200.....	203	EB8300A.....	180
23260BLK.....	146	1441025.....	215	EA5820.....	203	EB8965A.....	180
23260BLKB.....	146	1441026.....	215	EA5920.....	203	EB8970A.....	180
23450.....	146	1441027.....	215	EA7020.....	203	EC1011.....	207
23450AWB.....	147	1441028.....	215	EA7070.....	203	EC7000B-WK.....	207
23450BLK.....	146	1441030.....	215	EA9070.....	204	EC7000-QK.....	208

PART NUMBER INDEX A-Z

PART NUM.....	PAGE	PART NUM.....	PAGE	PART NUM.....	PAGE	PART NUM.....	PAGE
EC7003-K.....	208	EW2011B	127	H7CANBUS	102	MAXILAMP1XCWE.....	84
EC7008-WK2.....	209	EW2015R.....	128	H155/50	82	MAXILAMP1XRE.....	84
EC8004.....	209	EW2025R.....	128	H155BARLP2/6.....	82	MAXILAMPC1RXCE.....	84
EC8007.....	210	EW2030R.....	128	HH190.....	134	MAXILAMPC1RXRE.....	84
ED0002A.....	158	EW2421W.....	115	HH340.....	135	MAXILAMPC1XCE.....	84
ED0002B.....	158	EW2461-1.5m.....	131	HH420.....	135	MAXILAMPC1XCE3M.....	84
ED0002C.....	158	EW2520.....	115	HL92.....	97	MAXILAMPC1XRE.....	84
ED0002R.....	158	EW2530.....	116	HL146.....	95	MAXILAMPC3XR.....	85
ED0004A.....	158	EW2562-1.5M.....	131	HL165.....	96	MAXILAMPC3XR3M.....	85
ED0004B.....	158	EW2601-24V-W	143	HL174.....	96	MAXILAMPC3XRB.....	85
ED0004C.....	158	EW2706.....	116	HL175.....	96	MAXILAMPC3XRW.....	85
ED0004R.....	158	EW2710.....	117	HL250.....	97	MAXILAMPC3XRWB.....	85
ED0016A.....	159	EW2720.....	117	HT70.....	134	MAXILAMPC5XRR.....	85
ED3307A.....	161	EW2721.....	118	HT300B.....	133	MAXILAMPC5XRRB.....	85
ED3315A.....	161	EW2722.....	118	J.....		MAXILAMPC5XRW.....	85
ED3335A.....	161	EW2730.....	119	J2BARM.....	83	MAXILAMPC5XRWB.....	85
ED3355A.....	161	EW2731.....	119	J3AM.....	83	MB12AM.....	186
ED3701R.....	151	EW3000.....	125	J3AMB.....	83	MB12AMC.....	186
ED3706AC.....	151	EW3001.....	125	J3BARRM.....	84	MC175.....	96
ED3766AC.....	152	EW3010.....	125	J3BARWM.....	84	P.....	
ED3766AR.....	152	EW3011.....	125	J3RM.....	83	PL170.....	132
ED3777A.....	152	EW3420.....	162	J3RMB.....	83	PL175.....	132
ED3777AG.....	152	EW4005.....	143	J3WM.....	83	PL190.....	133
ED3777AW.....	152	EW4006.....	143	K.....		R.....	
ED3794AW.....	153	EW8001WWR.....	136	K5000B.....	210	RL60-12B.....	138
ED3801A.....	153	F.....		K7000B.....	211	RL60BLKB.....	138
ED3801R.....	153	FH312.....	200	K7000B-WK.....	211	RL60BLKB-USB.....	138
ED3802AG.....	153	FH575.....	204	L.....		RL60B-USB.....	138
ED3802AW.....	153	FH577.....	204	LB246ACM.....	192	RL120.....	137
ED3974AW.....	154	FL1.....	122	LB246ACMM.....	192	RL120B.....	137
ED5051A.....	159	FL2.....	122	LB246AM.....	192	RL151B.....	137
ED5051VDL1-AW.....	150	FL39W.....	123	LB246AMM.....	192	RL330.....	138
ED5051VDL2-AW.....	150	FL48W.....	123	LB246ATM.....	192	RSB130.....	187
ED5100CA.....	154	FLASHER1.....	103	LB246ATMM.....	192	RSB165.....	187
ED5110A.....	160	FLR-01.....	103	LB252ACM.....	192	S.....	
ED5110B.....	160	FLT02.....	129	LB356ACM.....	195	SA901N.....	201
ED5110R.....	160	FLT04.....	129	LB380ACM.....	193	SA914N.....	202
ED5110W.....	160	FLT05.....	129	LB380AM.....	193	SA950.....	200
ED9215AW.....	155	FN36W.....	98	LB380ATM.....	193	SA951.....	200
EQPR65ABM-DM.....	185	FN39W.....	98	LB380ATMM.....	193	T.....	
EQPR65ABM-FD.....	185	FN41W.....	98	LB621ACM.....	195	T10WM.....	99
EU38AMHD.....	28	FSL457W.....	139	LB744ACM.....	195	T15WM.....	99
EU38AMHDB.....	28	FSL457WB.....	139	LB862ACM.....	195	T20AM.....	99
EU38BAMHDB.....	29	FSL500W24.....	139	LB964ACM.....	195	T20RM.....	99
EU38BRMHDB.....	29	FSL610W.....	139	LB1103ACM.....	195	T20WM.....	99
EU38BWMHDB.....	29	FSL610W24.....	139	LB1345ACM.....	195	TIR7.....	94
EU38RMHD.....	28	FSL610W24B.....	139	LEDRL2.....	94	TIR9.....	95
EU38RMHDB.....	28	FSL914W.....	139	LP1.....	34	TK6X4F.....	105
EU38WMHD.....	28	FSL914W24.....	139	LP1B.....	34	TK12X6F.....	105
EU38WMHDB.....	28	FSL914W24B.....	139	LR12/2.....	102	V.....	
EVS1000-M.....	205	FSL1140W.....	139	LR21W-12/2.....	102	V11050.....	168
EVS1000-S.....	205	FSL1140WB.....	139	LR24/2.....	102	V11053.....	168
EVS1002-M.....	205	FSL1200W24B.....	139	LRB130.....	186	V11054.....	168
EVS1002-S.....	205	G.....		LRB145.....	186	V11055.....	168
EW0325MAPCR.....	136	GH12B.....	147	LRM-2.....	103	V11056.....	168
EW2002B.....	127	H.....		M.....		V11066.....	168
EW2010B.....	127	H4CANBUS.....	102	MAXILAMP1XC.....	84	V11070.....	168

NOTES

[illegible]

NOTES

[illegible]

HELP SHAPE THE NEXT EDITION

WE WANT YOUR FEEDBACK.

Whether you're a first-time reader or a long-time customer, your insights help us refine and improve each new edition of the catalogue.

Scan the QR code below to take a quick survey and let us know what worked, what didn't, and what you'd like to see next time.

It only takes a minute and your input makes a real difference.

CLICK OR SCAN TO SHARE YOUR THOUGHTS



A POWER HOUSE OF BRANDS

Brands of ECCO SAFETY GROUP® Australia Pty. Ltd.

Distributed Brands of ECCO SAFETY GROUP® Australia Pty. Ltd.

CONNECT WITH US



**Brands of ECCO SAFETY
GROUP® Australia Pty. Ltd.**



**Distributed Brands of ECCO SAFETY
GROUP® Australia Pty. Ltd.**



ECCO SAFETY GROUP AUSTRALIA PTY LTD

439 Boundary Road
Truganina VIC 3029

P 1800 815 000
E esgapcustomerservice@esg.global

CONNECT WITH US



www.eccoesg.com.au • ledautolamps.com • www.colehersee.com.au