

LB Series 380mm Emergency LED Minibar

- Heavy Duty Emergency Minibar
- High brightness 1 watt LEDs
- 18 Selectable Flash Patterns
- Synchronise Multiple Units
- IP67 Ingress Protection
- Voltage Range 10-30 Volt
- 5 Year Warranty

Function Amber Emergency Minibar
Size 380mm x 172mm x 64mm
 380mm x 172mm x 49mm
Voltage Multivolt 10-30V
LED Qty 42 x 1 Watt
LED Lifespan 30,000 Hours
Beam Angle 360° Omnidirectional
Cable 45cm cable / 3m Cable with Plug
Temp Range -40°C to +60°C

Draw
@13.8V 2.51A
@28V 0.56A
Lens Polycarbonate
Base ABS Housing
Fittings Painted Steel
 Magnetic Suction Cups



Part Number
LB380AM - Coloured Box



Part Number
LB380AMM - Coloured Box

On/Off & Pattern Selection Switch on Plug

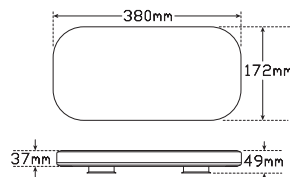
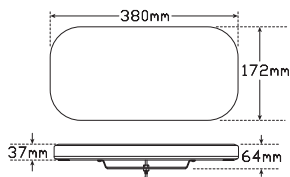


Part Number
LB380ACM - Coloured Box



Part Number
LB380ACMM - Coloured Box

On/Off & Pattern Selection Switch on Plug



P/N 246BKT
 Accessory
 4 Point Adjustable
 Mounting Feet



Selectable Flash Patterns:

#	Flash Pattern	FPM	#	Flash Pattern	FPM
1	Rotating (slow)	75	10	Quint (all)	75
2	Rotating (fast)	146	11	Steady Half	75
3	Single (split)	75	12	Single 2Hz	123
4	Double (split)	75	13	Double 2Hz	123
5	Triple Flash (split)	122	14	Triple 2Hz	123
6	Quad (split)	75	15	Quad 2Hz	123
7	Single (all)	122	16	Hyper-Flash (split)	81-500
8	Double (all)	75	17	Mega-Flash (split)	61
9*	Quad (all) (Class 1)	75	18	Steady (all)	N/A

LB Series 380mm Emergency Tinted LED Minibar

- Heavy Duty Emergency Minibar
- High brightness 1 watt LEDs
- 18 Selectable Flash Patterns
- Synchronise Multiple Units
- IP67 Ingress Protection
- Voltage Range 10-30 Volt
- 5 Year Warranty

J845
Class 1

ECE R65
Approved

ECE R10
Approved

IP67
Protection

5 Year
Warranty



Part Number
LB380ATM - Coloured Box

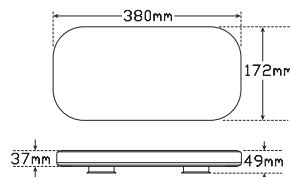
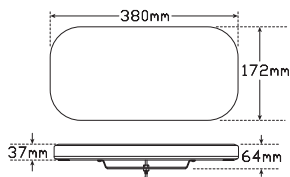
Function Amber Emergency Minibar
Size 380mm x 172mm x 64mm
 380mm x 172mm x 49mm
Voltage Multivolt 10-30V
LED Qty 42 x 1 Watt
LED Lifespan 30,000 Hours
Beam Angle 360° Omnidirectional
Cable 45cm cable / 3m Cable with Plug
Temp Range -40°C to +60°C

Draw
@13.8V 2.51A
@28V 0.56A
Lens Polycarbonate
Base ABS Housing
Fittings Painted Steel
 Magnetic Suction Cups



Part Number
LB380ATMM - Coloured Box

On/Off & Pattern Selection Switch on Plug



P/N 246BKT
Accessory
4 Point Adjustable
Mounting Feet



Selectable Flash Patterns:

#	Flash Pattern	FPM	#	Flash Pattern	FPM
1	Rotating (slow)	75	10	Quint (all)	75
2	Rotating (fast)	146	11	Steady Half	75
3	Single (split)	75	12	Single 2Hz	123
4	Double (split)	75	13	Double 2Hz	123
5	Triple Flash (split)	122	14	Triple 2Hz	123
6	Quad (split)	75	15	Quad 2Hz	123
7	Single (all)	122	16	Hyper-Flash (split)	81-500
8	Double (all)	75	17	Mega-Flash (split)	61
9*	Quad (all) (Class 1)	75	18	Steady (all)	N/A



All enquiries P: 1800 815 000 E: led@ledautolamps.com.au, www.ledautolamps.com

All efforts are made to ensure all information is correct and up to date, it can be subject to change without notice. All measurements are in millimeters (mm) and are not to scale.

All LED Autolamps (AUST) designs are registered throughout the world. - Current as of 04/10/2022



Emergency LED Minibar

SAE/J845 Class 1 Compliant*
ECE R65 Compliant**

Operating Instructions

P/N. LB246AM P/N. LB246ACM P/N. LB246ATM
P/N. LB380AM P/N. LB380ACM P/N. LB380ATM

SINGLE BOLT MOUNT

Wire Colour Codes

RED Power
WHITE Pattern
BLACK Ground

Flash Pattern Selection

To select flash pattern apply **WHITE** wire to **RED** wire for;

- less then one second for next flash pattern
- more than one second for previous flash pattern

To Synchronise multiple lamps, first, select the same flash patterns then join all the white wires together.

P/N. LB246AMM P/N. LB246ACMM P/N. LB246ATMM
P/N. LB380AMM P/N. LB380ACMM P/N. LB380ATMM

MAGNETIC VACUUM MOUNT

Flash Pattern Selection

To select the next flash pattern use the toggle switch on power plug.



Ensure lightbar is affixed to a clean, flat surface, parallel to the ground.

Magnetic Suction Mount (Temporary use only)

WARNING: Magnetic warning lamps are not designed for use on moving vehicles – doing so is the sole responsibility of the user.



WARNING

This magnetic warning lamp has been rated for use at speeds not exceeding 100km/h

#	Flash Pattern	FPM	#	Flash Pattern	FPM
1	Rotating (slow)	75	10	Quint (all)	75
2	Rotating (fast)	146	11	Steady Half	75
3	Single (split)	75	12**	Single 2Hz (ECE R65)	123
4	Double (split)	75	13**	Double 2Hz (ECE R65)	123
5	Triple Flash (split)	122	14**	Triple 2Hz (ECE R65)	123
6	Quad (split)	75	15**	Quad 2Hz (ECE R65)	123
7	Single (all)	75	16	Hyper-Flash (split)	81–500
8	Double (all)	75	17	Mega-Flash (split)	61
9*	Quad (all) (Class 1)	75	18	Steady (all)	NA

LED Autolamps

439 Boundary Road, Truganina VIC 3029
Tel: 1800 815 000 Email: led@ledautolamps.com.au
www.ledautolamps.com

Conditions with Warranty Against Defects



This warranty covers faults in components and workmanship of the lamp itself when used under normal conditions and does not cover the following:

- Faulty installation
- Over-voltage
- Accidental damage
- Freight charges
- Excessive heat damage
- Misuse or abuse
- Cost of labour for removal and or replacement
- Chemicals that damage plastics as per Chemical Resistance List
(see our website for more information).

Making a Claim: All warranty returns must be tested off the vehicle to ensure that the unit is at fault. This can be done by directly attaching the lamps to a fully charged 12-volt battery. Do not replace any products unless you are 100% sure that the suspected faulty product will be covered under warranty. If you consider the lamp to be faulty, disconnect the wiring of the lamp, remove nuts from bolts and call your place of purchase so it can be directed to the LED Autolamps warranty department or contact the LED Autolamps warranty department direct for full testing, evaluation, and warranty repairs.

Our goods come with guarantees that cannot be excluded under the Australian Consumer Law. You are entitled to a replacement or refund for a major failure and compensation for any other reasonably foreseeable loss or damage. You are also entitled to have the goods repaired or replaced if the goods fail to be of acceptable quality and the failure does not amount to a major failure.

For more information, contact

LED Autolamps

Phone 1800 815 000, Email led@ledautolamps.com.au
or visit our website www.ledautolamps.com.

Head Office 439 Boundary Road Truganina Vic 3029