

DB Series Rear Combination Lamps

- Our Lowest Priced Rear Combination Lamp
- Competes with cheap Chinese copies
- 8 x Super Bright LEDs with Enhanced Optics
- High Quality 3M Tape for Fitting
- IP67 Rated
- ECE Australian Road Approved
- 2 Year Warranty

ECE
Approved
100%
Waterproof
2 Year
Warranty

Function Stop/Tail/Indicator with Reflector

Size 150mm x 50mm x 23mm

Voltage 12 Volt

LED Qty 8

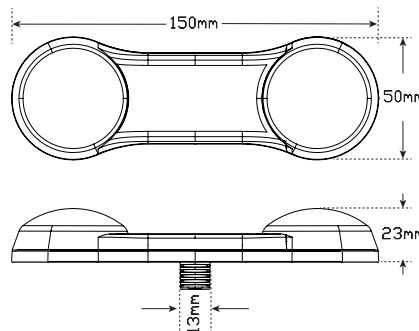
Cable 30cm

Draw	Stop	Tail	Indicator
@13.8V	0.65A	0.004A	0.058A

Approvals	Function	Approval No.
ECE	Stop/Tail	02-R1-S1.16451
ECE	Indicator	01-2a.16451
ECE	Reflector	02 1A.16451
CTA	Stop/Tail/Ind/Ref	CTA-060219

Lamp Fitting Instructions

- 1/ Drill a 13mm hole for the wire outlet plug.
- 2/ Remove the protective film from the 3M tape.
- 3/ Push the cable and plug through the hole.
- 4/ Line up the lamp and press firmly.
- 5/ The lamp is held securely with high quality 3M tape.



Part Number

DB2 - Twin Blister

DB1B - Single Bulk

3M



Wire Colour

Red - Stop, Brown - Tail, White - Earth,
Yellow - Indicator



All enquiries P: (03) 9466 7075 E: led@ledtech.com.au, www.ledautolamps.com

All efforts are made to ensure all information is correct and up to date, it can be subject to change without notice. All measurements are in millimeters (mm) and are not to scale.

© All LED Technologies designs are registered throughout the world. - Current as of 30/11/2021

DB Series Lamp and Cable Kits

- Our Lowest Priced Rear Combination Lamp
- Competes with cheap Chinese copies
- 8 x Super Bright LEDs with Enhanced Optics
- High Quality 3M Tape for Fitting
- IP67 Rated
- ECE Australian Road Approved
- 2 Year Warranty

ECE
Approved
100%
Waterproof
2 Year
Warranty



Part Number

DB2LP1/5MB - Bulk Poly Bag
DB2LP1/5M - Blister

Function Stop/Tail/Indicator with Reflector and Licence Plate Lamp

Size 150mm x 50mm x 23mm

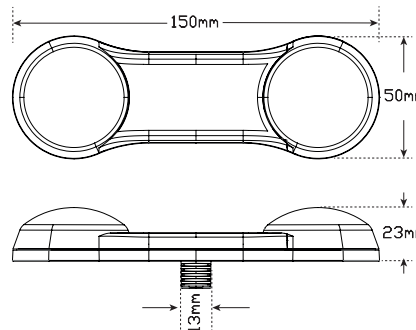

Voltage 12 Volt

LED Qty 8

Cable 5 Metres

Draw @13.8V	Stop	Tail	Indicator
	0.65A	0.004A	0.058A

Approvals	Function	Approval No.
ECE	Stop/Tail	02-R1-S1.16451
ECE	Indicator	01-2a.16451
ECE	Reflector	02 1A.16451
ECE	Licence	L-E9-00.1066
CTA	Stop/Tail/Ind/Ref	CTA-060219
CTA	Licence	CTA-060188



3M



Wire Colour

Red - Stop, Brown - Tail, White - Earth,
Yellow - LHS Indicator, Green - RHS Indicator

Lamp Fitting Instructions

- 1/ Drill a 13mm hole for the wire outlet plug.
- 2/ Remove the protective film from the 3M tape.
- 3/ Push the cable and plug through the hole.
- 4/ Line up the lamp and press firmly.
- 5/ The lamp is held securely with high quality 3M tape.



All enquiries P: (03) 9466 7075 E: led@ledtech.com.au, www.ledautolamps.com

All efforts are made to ensure all information is correct and up to date, it can be subject to change without notice. All measurements are in millimeters (mm) and are not to scale.

© All LED Technologies designs are registered throughout the world. - Current as of 30/11/2021