


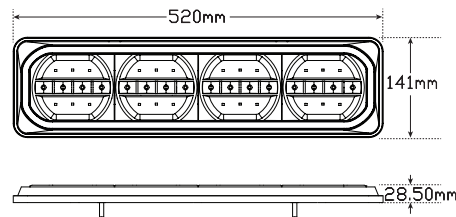
# 520 Series Rear Combination Lamp

- Sequential Indicator
- Diffused Tail Function
- ECE Australian Road Approved
- IP67 Rated
- 5 Year Warranty


<b>Function</b>	Stop/Tail/Indicator/Reverse
<b>Size</b>	520mm x 141mm x 28.5mm
<b>Voltage</b>	12-24 Multivolt
<b>LED Qty</b>	120 - ARR, 136 - ARW
<b>Cable</b>	40cm
<b>Lens</b>	PMMA
<b>Base</b>	ABS

<b>Draw</b>	<b>Stop</b>	<b>Tail</b>	<b>Ind</b>	<b>Rev</b>
@13.8V	0.22A	0.64A	0.33A	0.41A
@28V	0.12A	0.34A	0.18A	0.21A

<b>Approvals</b>	<b>Function</b>	<b>Approval No.</b>
<b>ECE - ARR</b>	Stop/Tail	E9*7R02/27*23587*00
<b>ECE - ARR</b>	Indicator	E9*6R01/29*23587*00
<b>ECE - ARW</b>	Stop/Tail	E9*7R02/27*23588*00
<b>ECE - ARW</b>	Indicator	E9*6R01/29*23588*00
<b>ECE - ARW</b>	Reverse	E9*23R00/22*23588*00



**Part Number**  
520ARRMB - LHS or RHS, Bulk



**Part Number**  
520ARWM-2 - Twin Blister  
520ARWMLCSB - LHS with 7 Core Plug, Bulk  
520ARWMRCSB - RHS with 7 Core Plug, Bulk

## Fitting Instructions

Separate the base plate from the lamp and horizontally mount, onto a flat surface using screws provided, ensuring correct side is facing outwards. Run wire through hole in fixing surface then re-align the lamp and clip into the mounting base using light pressure to ensure it sits in place correctly. Please refer to ADR 13/00 for mounting instructions.

**ECE**  
Approved  
**100%**  
Water Proof  
**5 Year**  
Warranty



All enquiries P: (03) 9466 7075 E: led@ledtech.com.au, www.ledautolamps.com

All efforts are made to ensure all information is correct and up to date, it can be subject to change without notice. All measurements are in millimeters (mm) and are not to scale.

© All LED Technologies designs are registered throughout the world. - Current as of 22/09/2020